FR

ISOTRA®

MANUEL TECHNIQUE

STORES EXTÉRIEURS SYSTÈMES AUTOPORTANTS

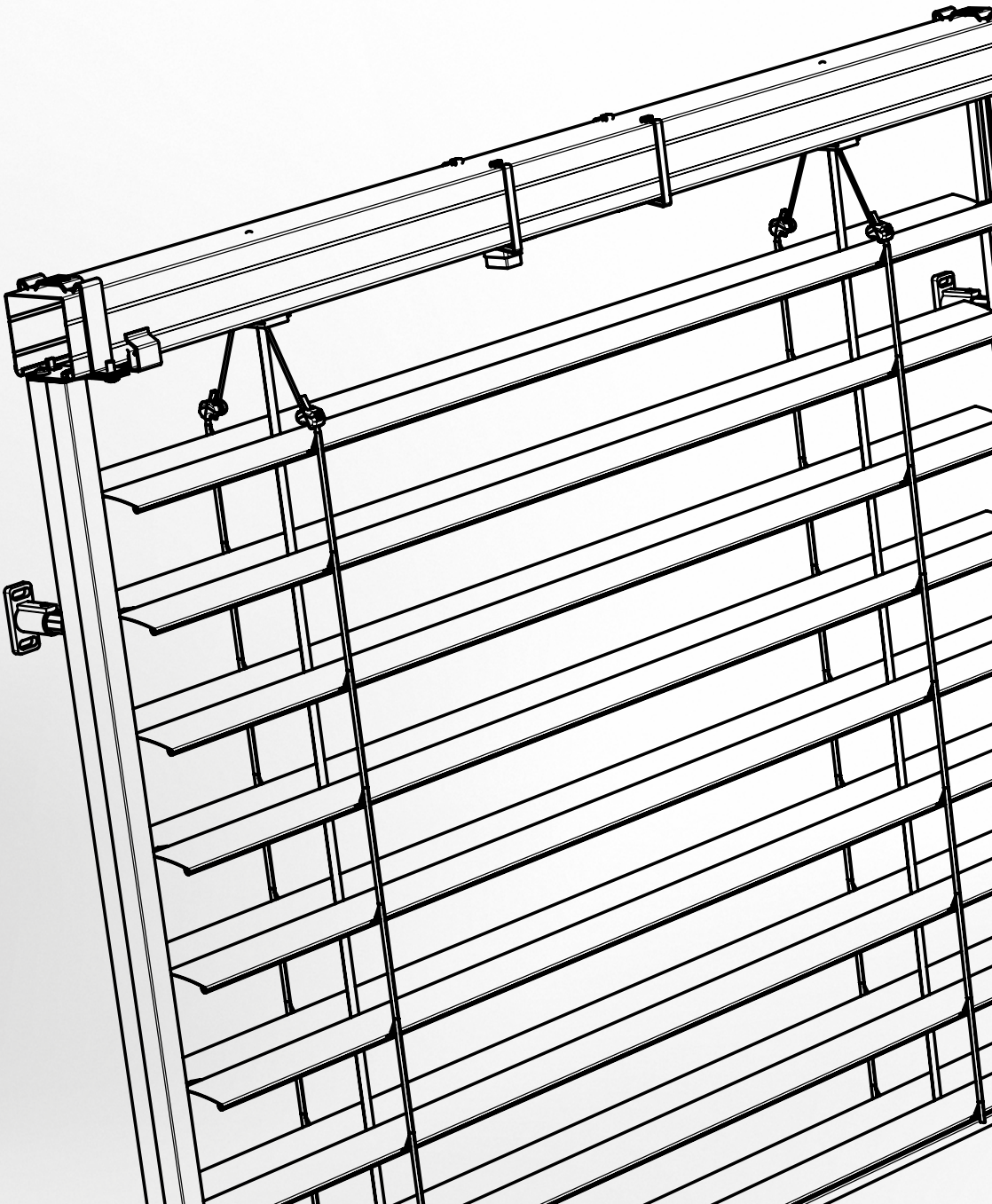

SOMMAIRE – STORES EXTÉRIEURS ET SYSTÈMES AUTOPORTANTS

STS CLASIC 3

STS CLASIC – Fe 3

Spécifications de base du produit

STS CLASIC – Al 11

Spécifications de base du produit

STS ALUMINIUM 19

Spécifications de base du produit

STS FIX 27

Spécifications de base du produit

VIVA 34

Spécifications de base du produit

BRAVO 51

Spécifications de base du produit

Types de lambrequins

Voir fiche technique Store extérieur

Mesurage et montage

Voir fiche technique Store extérieur et document particulier Manuel de mesurage et de montage

Les produits de cette gamme de produits sont mesurés toujours depuis l'intérieur.

En raison du développement constant de nos produits, nous nous réservons le droit d'apporter de légères différences de conception par rapport aux illustrations.

ISOTRA *Quality*

Marque symbolisant la tradition de longue durée, les investissements non quantifiables dans le propre développement, l'utilisation des matériaux de qualité, la maturité technologique, le travail fiable de centaines de collaborateurs et beaucoup d'autres paramètres constituant un ensemble – produit fini de la société ISOTRA.

STS CLASIC

STS CLASIC - Fe

Spécifications de base du produit

Montage sur la façade, sur l'embrasure

Adapté à tous les types de stores extérieurs avec un profilé supérieur 56x58 mm, Fe.
Largeur max. pour le store autoportant : 2,4 m. Si la largeur est plus importante, il faut fixer le profilé supérieur.
Si la largeur est supérieure à 2,4 m, les suspensions du profilé supérieur P 002/10 seront livrées automatiquement.
Possibilité de couplage de 3 stores, au maximum.

Composants nécessaires :
- coulisse autoportante P 016/1 (simple), coulisse autoportante P 016/2 (double), coulisse autoportante P 016/3 (simple) avec une insertion en PVC P 018/5, petite pince pour la insertion en PVC
- supports pour la coulisse autoportante P 021/5 et P 021/6, P 021/17 – P 021/47
- suspension du profilé supérieur P 002/42 et suspension désaxée du profilé supérieur P 002/41 (pour la manivelle) pour la coulisse simple P 016/1, suspension du profilé supérieur P 002/14 pour la coulisse double P 016/2, suspension du profilé supérieur P 003/7 pour la coulisse P016/3

- **réalisation avec le profilé supérieur Fe 56x58 mm**

Dimensions standard du store :

	Largeur (mm)		Hauteur (mm)		Surface garantie [m²]
	min.	max.	min.	max.	max.
store STS CLASIC - moteur	600	2400	500	4000	16
store STS CLASIC – manivelle	600	2400	500	4000	8

Attention : La dimension de montage sera augmentée de la valeur de la suspension du profilé supérieur (8 mm).

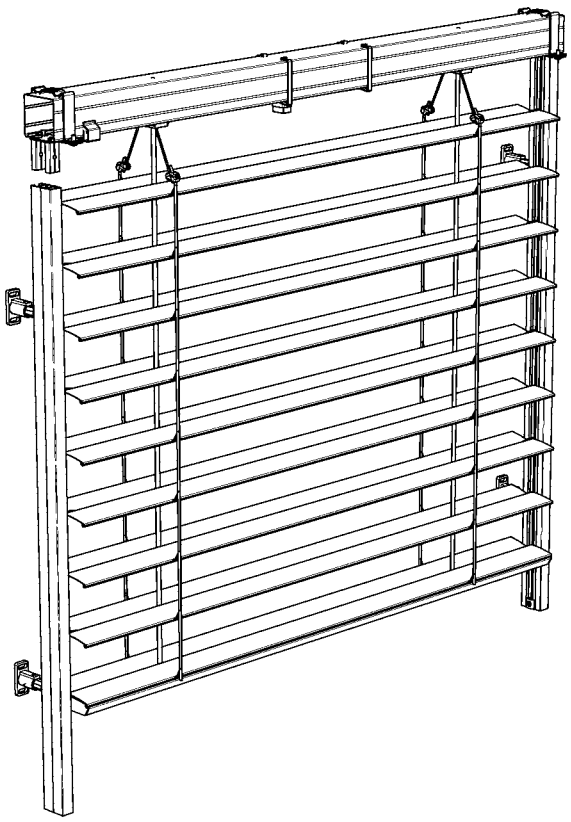

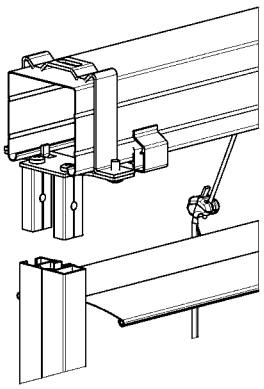

STS CLASIC – Fe (2-01910-0000)

Coulisse STS P 016/1 (7-302121-PU52)

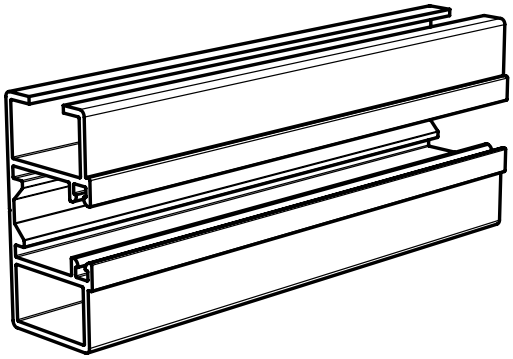

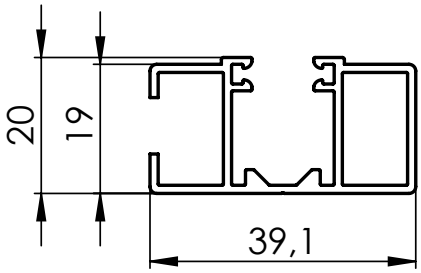

Suspension du profilé supérieur avec le support P 002/42
(6-015779-0000) pour la coulisse P 016/1

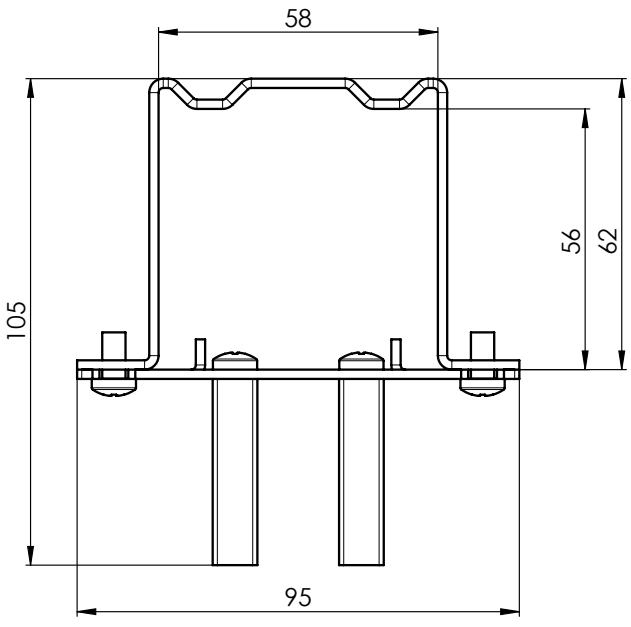

Suspension du profilé supérieur désaxé P 002/41
(2-01414-0000), y compris la suspension du profilé supérieur pour la coulisse P 016/1

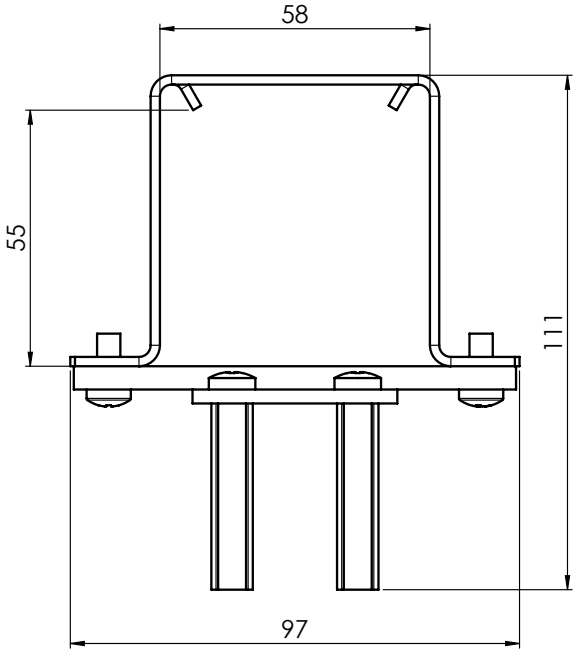

Coulisse double STS P 016/2 (7-303530-0000)

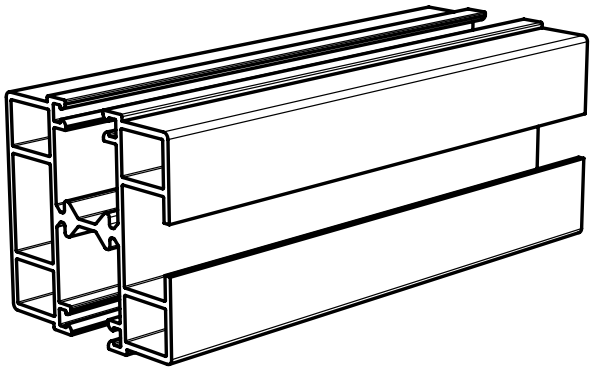

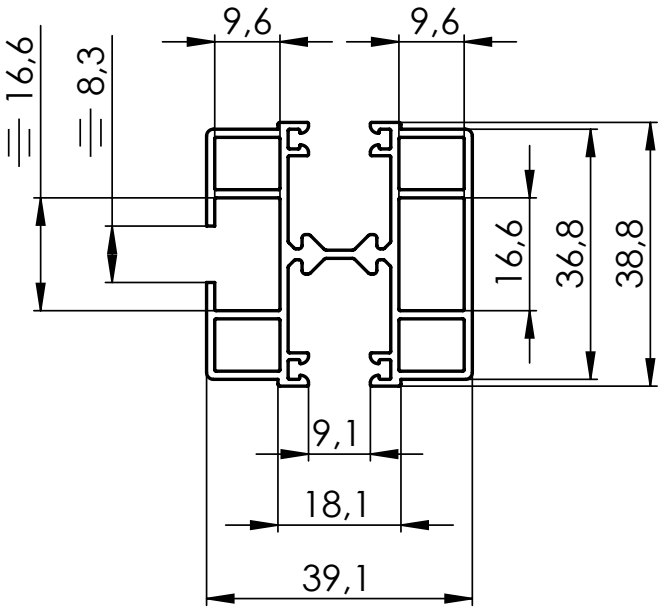

Suspension double du profilé supérieur Fe P 002/14 (2-01684-0000) pour la coulisse double STS P 016/2

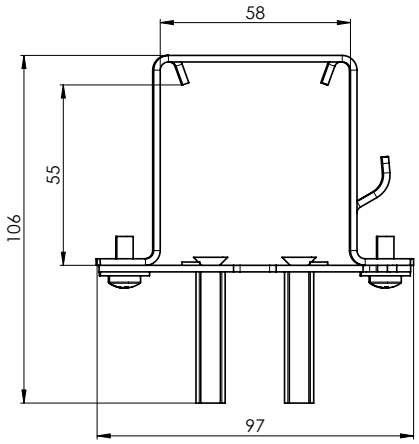

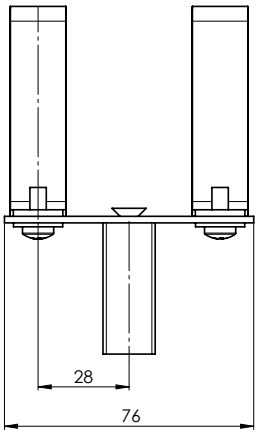

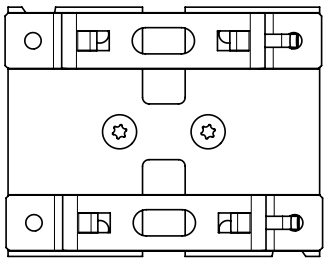

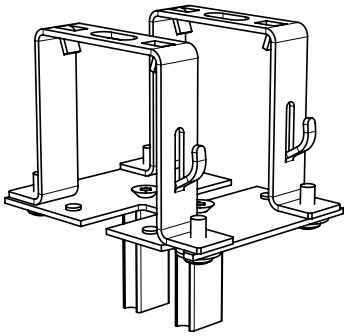

Coulisse P016/3 (3-04380-PU11)

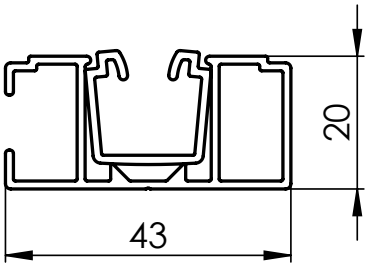

Suspension du profilé supérieur P 003/7 (2-01881-0000) pour la coulisse simple P 016/3

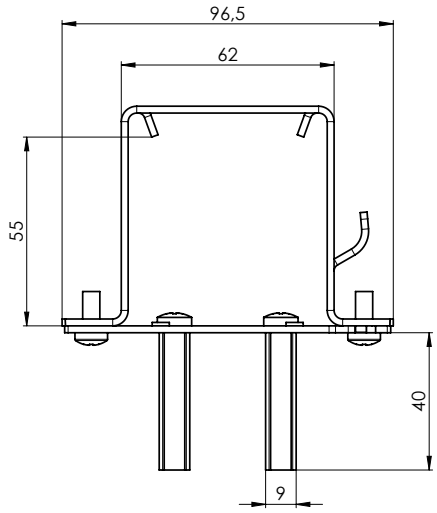

Insertion de la coulisse FIX P 018/5FIX II
- Noire (7-304355-9017)
- Grise (7-304355-7035)

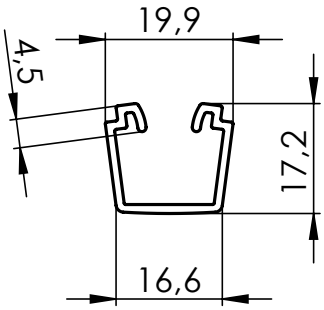

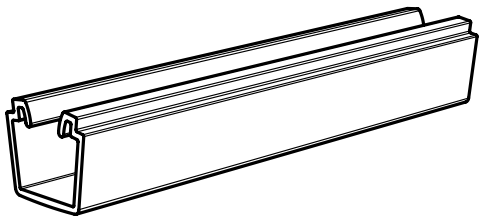

Pour faire sortir l'insertion en PVC, il est recommandé de commander la petite pince 3-04434-0000.

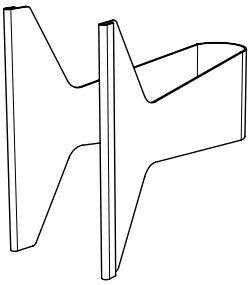

Support de la coulisse P 021/5 (2-00582-PU11)

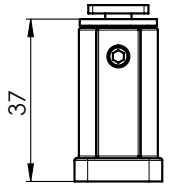

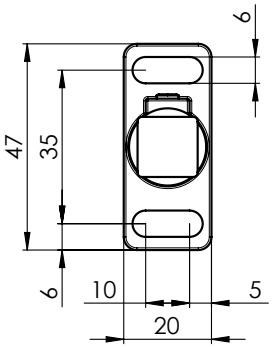

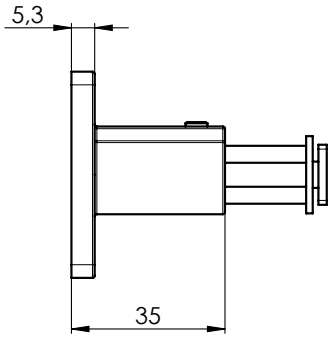

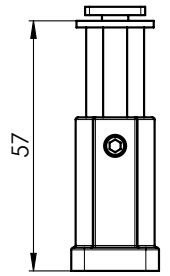

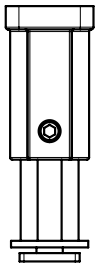

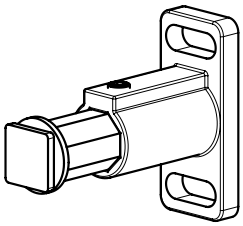

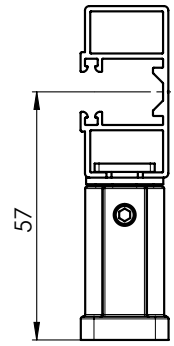

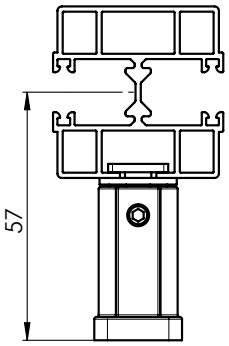

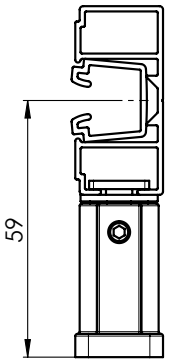

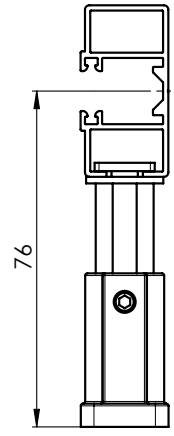

pour P 016/1

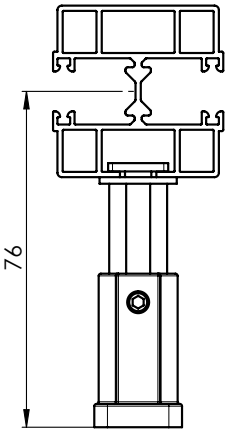

pour P 016/2

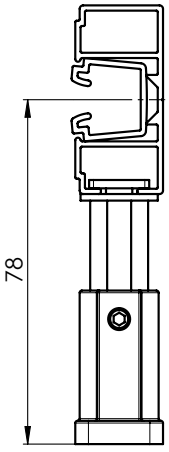

pour P 016/3

Support de la coulisse P 021/6 (2-00583-PU11)

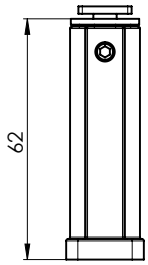

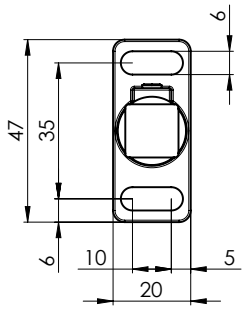

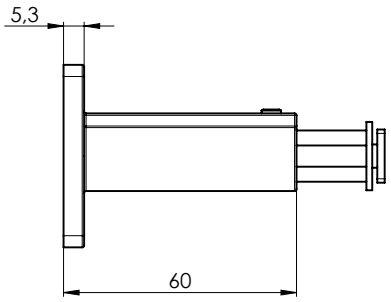

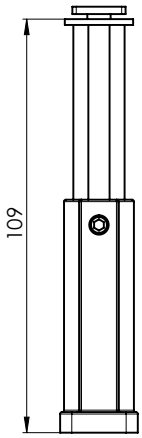

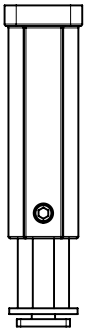

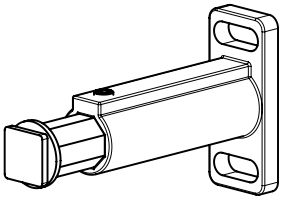

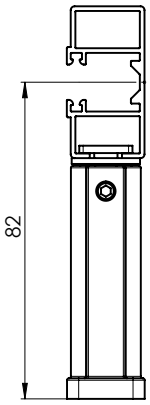

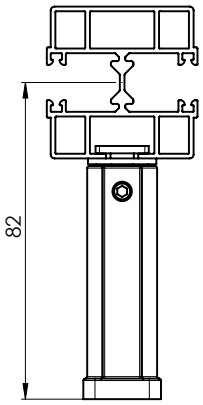

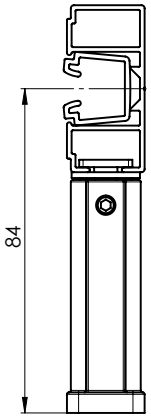

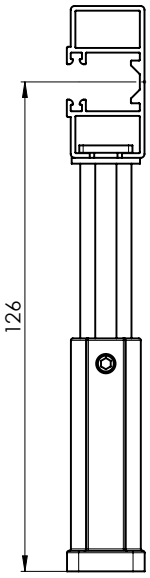

pour P 016/1

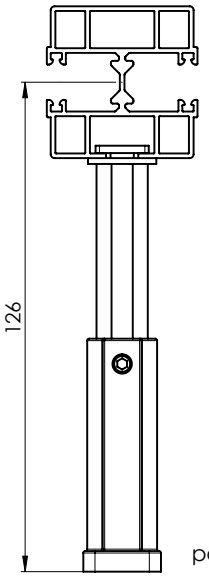

pour P 016/2

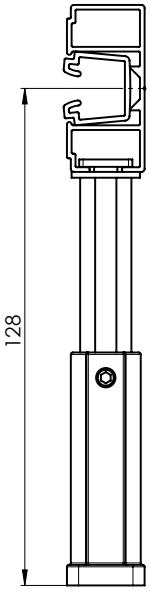

pour P 016/3

Liste des supports de coulisses pour les systèmes autoportants

Désignation	Nom commercial	Plan numéro
Support de la coulisse STS – 80 mm, elox	P 021/17 PU 52	2-01714-PU52
Support de la coulisse STS – 8 5mm, elox	P 021/18 PU 52	2-01715-PU52
Support de la coulisse STS – 90 mm, elox	P 021/19 PU 52	2-01716-PU52
Support de la coulisse STS – 95 mm, elox	P 021/20 PU 52	2-01717-PU52
Support de la coulisse STS – 100 mm, elox	P 021/21 PU 52	2-01718-PU52
Support de la coulisse STS – 105 mm, elox	P 021/22 PU 52	2-01719-PU52
Support de la coulisse STS – 110 mm, elox	P 021/23 PU 52	2-01720-PU52
Support de la coulisse STS – 115 mm, elox	P 021/24 PU 52	2-01721-PU52
Support de la coulisse STS – 120 mm, elox	P 021/25 PU 52	2-01722-PU52
Support de la coulisse STS – 125 mm, elox	P 021/26 PU 52	2-01723-PU52
Support de la coulisse STS – 130 mm, elox	P 021/27 PU 52	2-01724-PU52
Support de la coulisse STS – 135 mm, elox	P 021/28 PU 52	2-01725-PU52
Support de la coulisse STS – 140 mm, elox	P 021/29 PU 52	2-01726-PU52
Support de la coulisse STS – 145 mm, elox	P 021/30 PU 52	2-01727-PU52
Support de la coulisse STS – 150 mm, elox	P 021/31 PU 52	2-01728-PU52
Support de la coulisse STS – 155 mm, elox	P 021/32 PU 52	2-01729-PU52
Support de la coulisse STS – 160 mm, elox	P 021/33 PU 52	2-01730-PU52
Support de la coulisse STS – 165 mm, elox	P 021/34 PU 52	2-01731-PU52
Support de la coulisse STS – 170 mm, elox	P 021/35 PU 52	2-01732-PU52
Support de la coulisse STS – 175 mm, elox	P 021/36 PU 52	2-01733-PU52
Support de la coulisse STS – 180 mm, elox	P 021/37 PU 52	2-01734-PU52
Support de la coulisse STS – 185 mm, elox	P 021/38 PU 52	2-01735-PU52
Support de la coulisse STS – 190 mm, elox	P 021/39 PU 52	2-01736-PU52
Support de la coulisse STS – 195 mm, elox	P 021/40 PU 52	2-01737-PU52
Support de la coulisse STS – 200 mm, elox	P 021/41 PU 52	2-01738-PU52
Support de la coulisse STS – 205 mm, elox	P 021/42 PU 52	2-01739-PU52
Support de la coulisse STS – 210 mm, elox	P 021/43 PU 52	2-01740-PU52
Support de la coulisse STS – 215 mm, elox	P 021/44 PU 52	2-01741-PU52
Support de la coulisse STS – 220 mm, elox	P 021/45 PU 52	2-01742-PU52
Support de la coulisse STS – 225 mm, elox	P 021/46 PU 52	2-01743-PU52
Support de la coulisse STS – 230 mm, elox	P 021/47 PU 52	2-01744-PU52

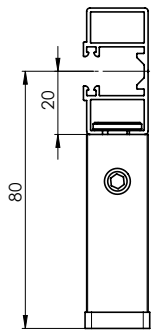

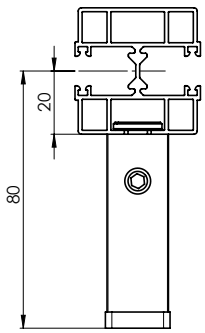

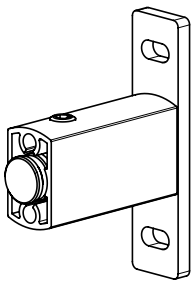

STS CLASIC – Fe (2-01910-0000)

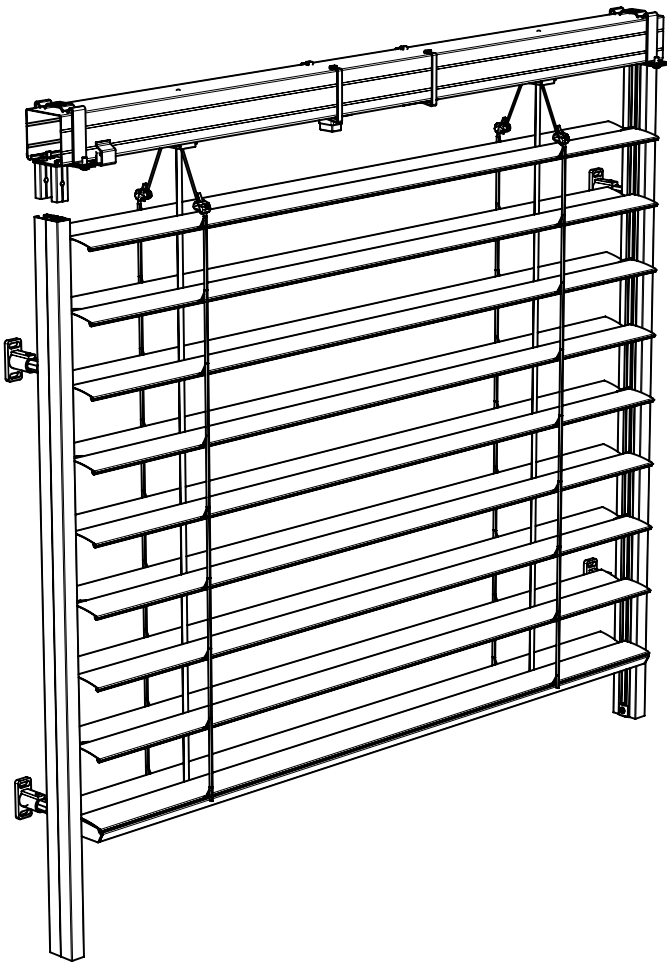

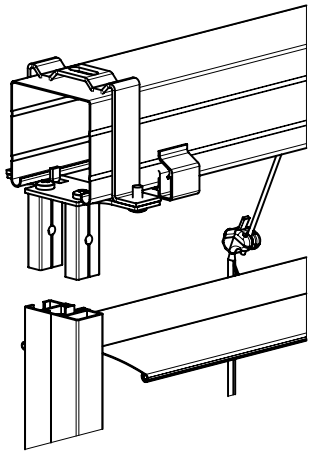

STS CLASIC – Al

Spécifications de base du produit

Montage sur la façade, sur l'embrasure

Adapté à tous les types de stores extérieurs avec un profilé supérieur 58x60 mm, Al.
Largeur max. pour le store autoportant : 3,5 m. Si la largeur est plus importante, il faut fixer le profilé supérieur.

Si la largeur est supérieure à 3,5 m, les suspensions du profilé supérieur P 002/110 seront livrées automatiquement.
- Possibilité de couplage de 3 stores, au maximum.

Composants nécessaires :
- coulisse autoportante P 016/1 (simple) et coulisse autoportante P 016/2 (double), coulisse autoportante P016/3 (simple) avec une insertion en PVC P018/5, petite pince pour l'insertion en PVC
- supports pour la coulisse autoportante P 021/5 et P 021/6, P 021/17 – P 021/47
- Suspension du profilé supérieur P 002/6 et suspension du profilé supérieur désaxé P 002/61 (pour la manivelle) pour la coulisse simple P 016/1, suspension du profilé supérieur P 002/9 pour la coulisse double P 016/2, suspension du profilé supérieur P 003/6 pro pour la coulisse P016/3

- **réalisation avec un profilé supérieur Al 58x60 mm**

Dimensions standard du store:

	Largeur (mm)		Hauteur (mm)		Surface garantie [m²]
	min.	max.	min.	max.	max.
store STS CLASIC Al - moteur	600	3500	500	4000	16
store STS CLASIC Al - manivelle	600	3500	500	4000	8

Attention : La dimension de montage sera augmentée de la valeur de la suspension du profilé supérieur (8 mm).

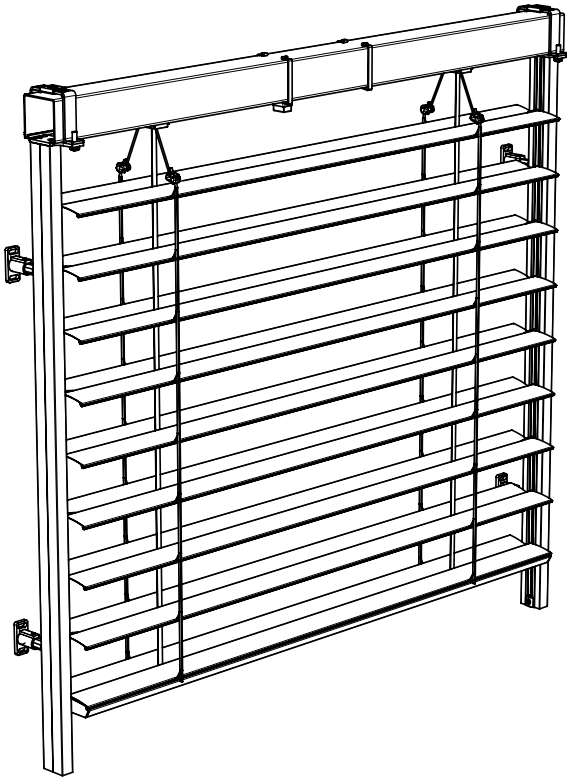

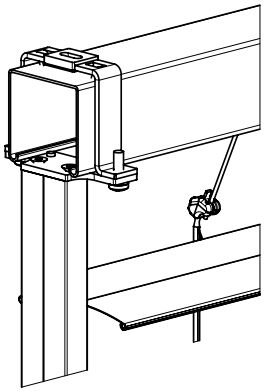

STS CLASIC – Al (2-01910-0000)

Coulisse STS P 016/1 (7-302121-PU52)

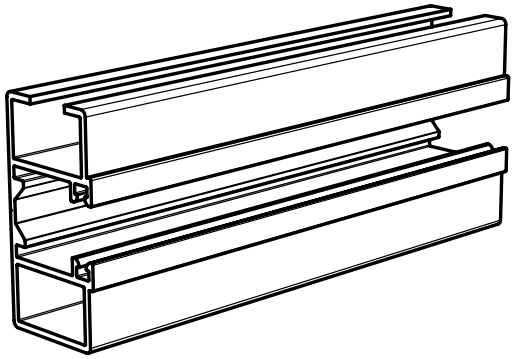

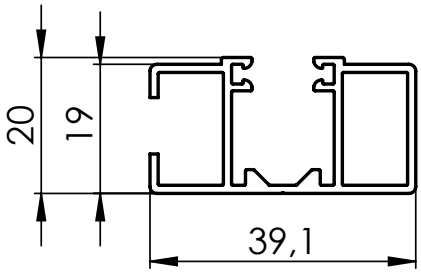

Suspension du profilé supérieur – AL PROFIL STS, P 002/6
(2-01093-0000)

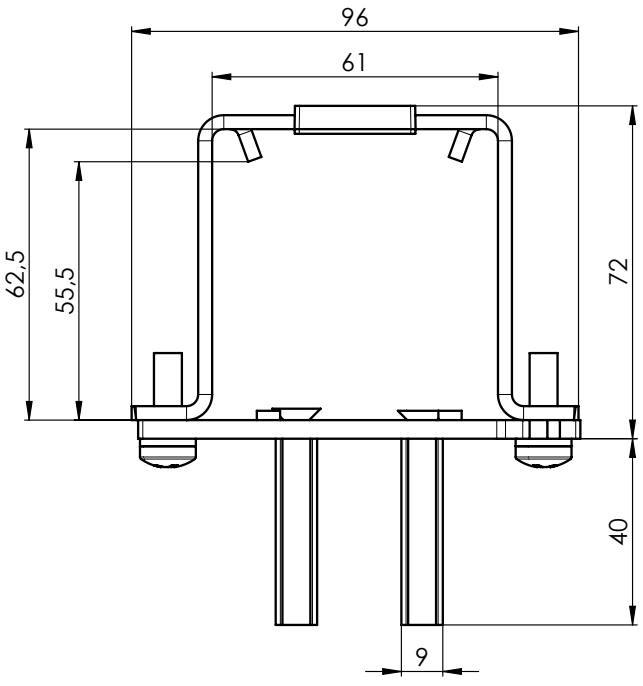

Suspension du profilé supérieur désaxé Al pour STS,
P 002/61 (2-01413-0000)

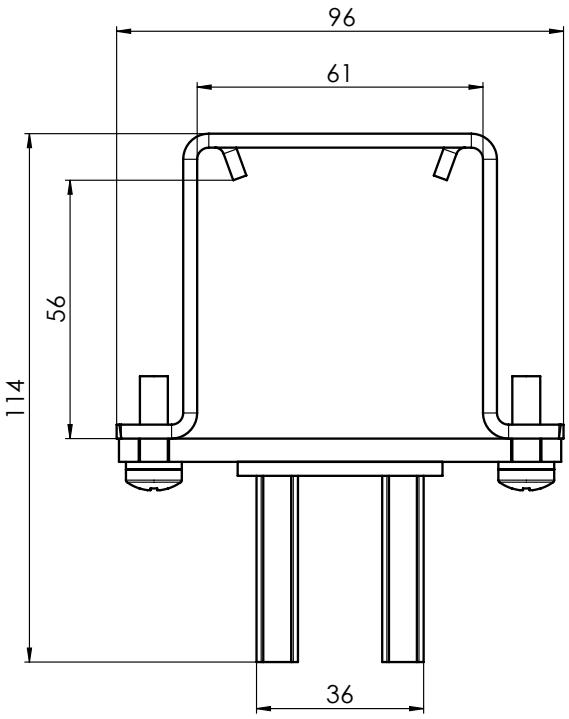

Coulisse double STS P 016/2 (7-303530-0000)

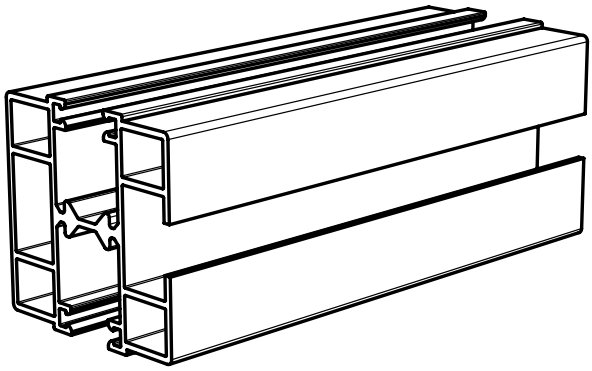

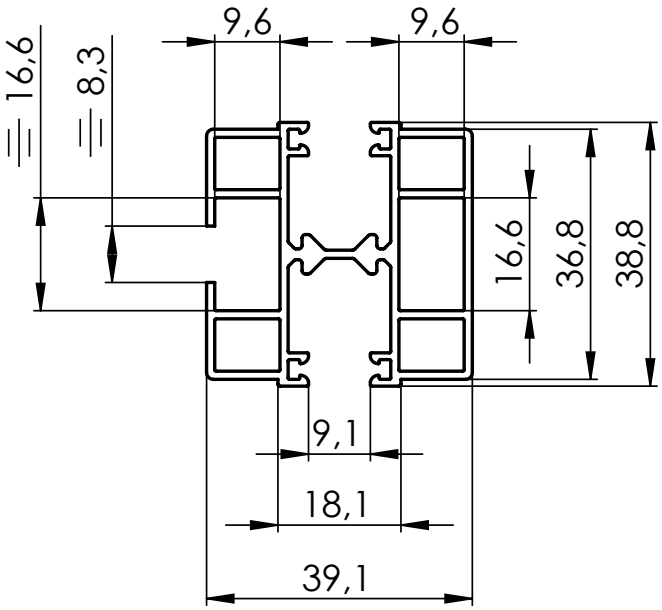

Suspension double Al P 002/9 (2-01628-0000) pour la coulisse double STS P 016/2

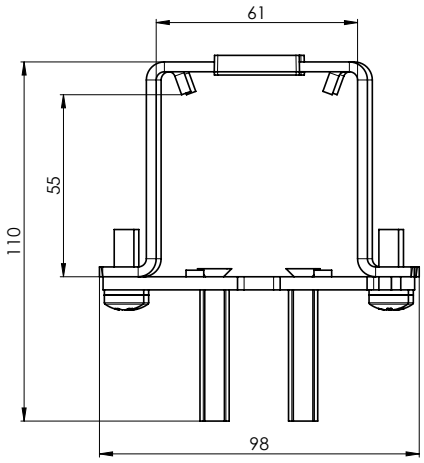

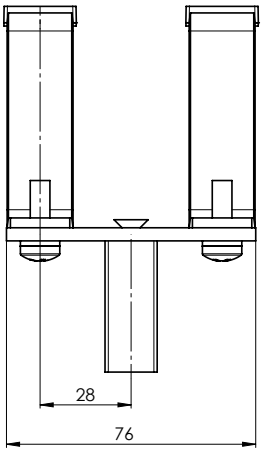

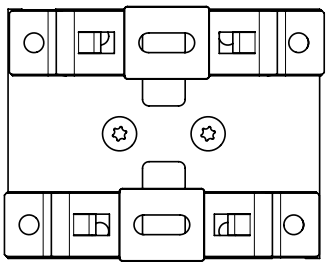

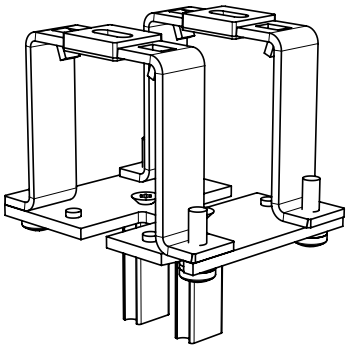

Coulisse P016/3 (3-04380-PU11)

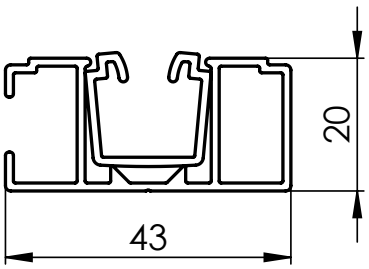

Suspension du profilé supérieur P 003/6 (2-01880-0000) pour la coulisse simple P 016/3

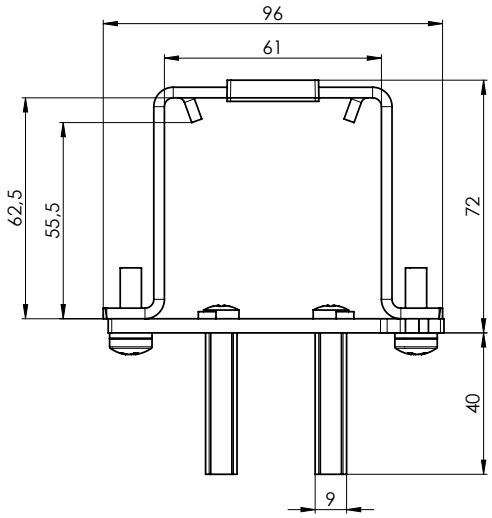

Insertion de la coulisse FIX P 018/5FIX II
- Noire (7-304355-9017)
- Grise (7-304355-7035)

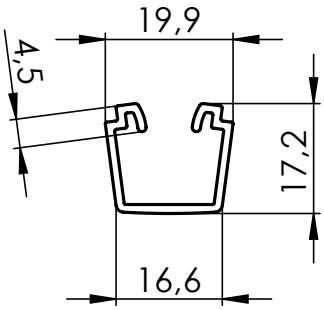

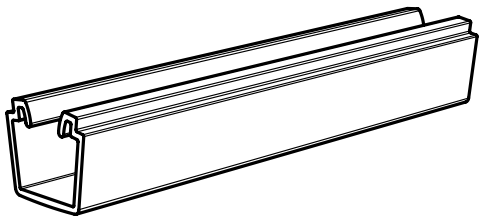

Pour faire sortir l'insertion en PVC, il est recommandé de commander la petite pince 3-04434-0000.

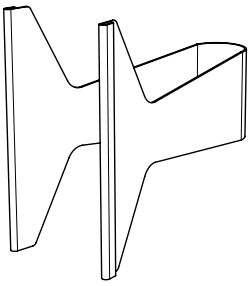

Support de la coulisse P 021/5 (2-00582-PU11)

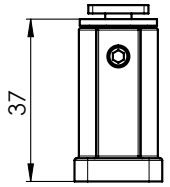

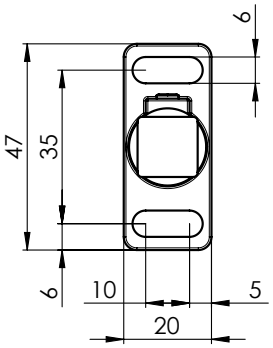

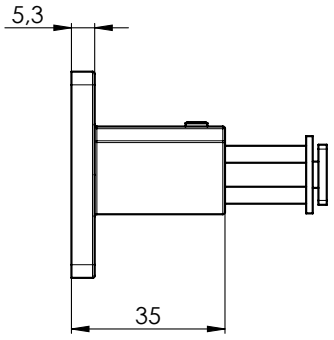

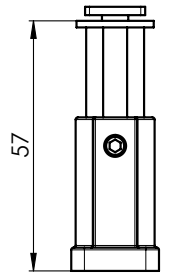

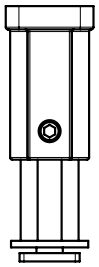

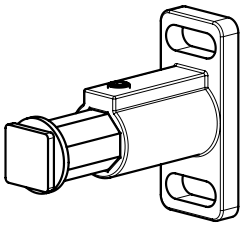

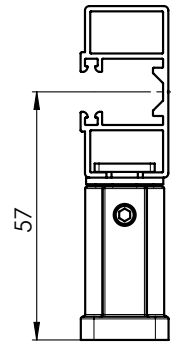

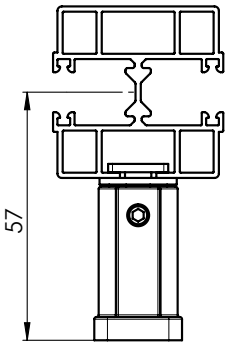

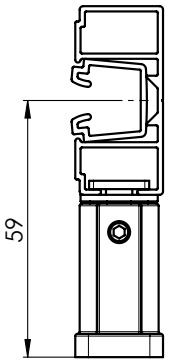

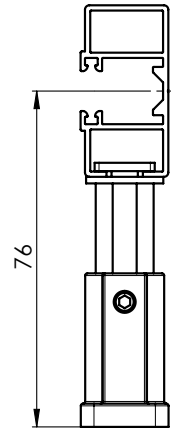

pour P 016/1

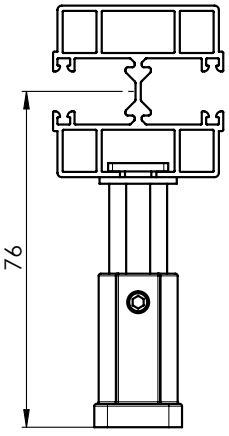

pour P 016/2

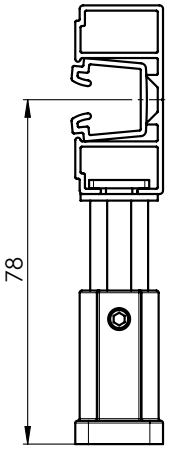

pour P 016/3

Support de la coulisse P 021/6 (2-00583-PU11)

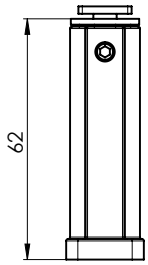

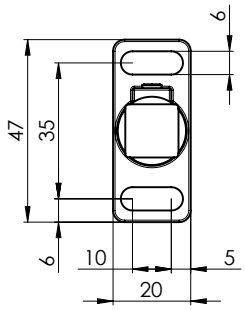

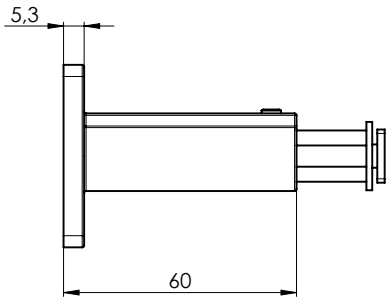

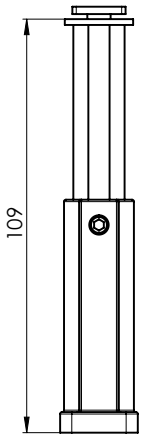

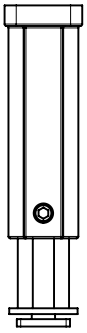

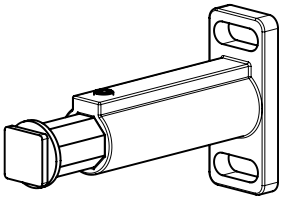

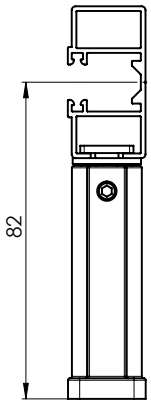

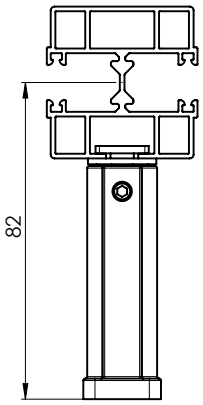

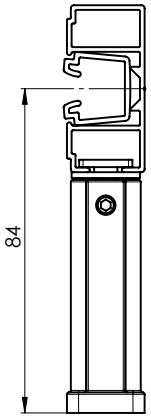

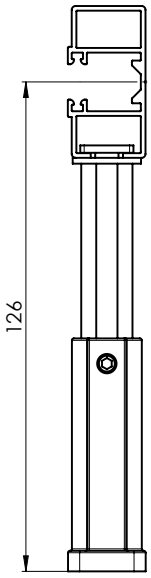

pour P 016/1

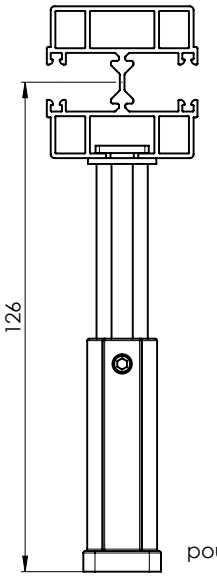

pour P 016/2

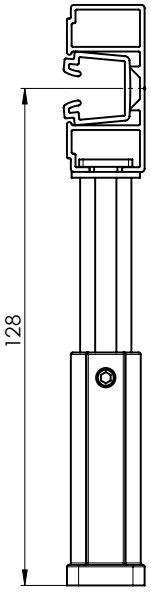

pour P 016/3

Liste des supports de coulisses pour les systèmes autoportants

Désignation	Nom commercial	Plan numéro
Support de la coulisse STS – 80 mm, elox	P 021/17 PU 52	2-01714-PU52
Support de la coulisse STS – 8 5mm, elox	P 021/18 PU 52	2-01715-PU52
Support de la coulisse STS – 90 mm, elox	P 021/19 PU 52	2-01716-PU52
Support de la coulisse STS – 95 mm, elox	P 021/20 PU 52	2-01717-PU52
Support de la coulisse STS – 100 mm, elox	P 021/21 PU 52	2-01718-PU52
Support de la coulisse STS – 105 mm, elox	P 021/22 PU 52	2-01719-PU52
Support de la coulisse STS – 110 mm, elox	P 021/23 PU 52	2-01720-PU52
Support de la coulisse STS – 115 mm, elox	P 021/24 PU 52	2-01721-PU52
Support de la coulisse STS – 120 mm, elox	P 021/25 PU 52	2-01722-PU52
Support de la coulisse STS – 125 mm, elox	P 021/26 PU 52	2-01723-PU52
Support de la coulisse STS – 130 mm, elox	P 021/27 PU 52	2-01724-PU52
Support de la coulisse STS – 135 mm, elox	P 021/28 PU 52	2-01725-PU52
Support de la coulisse STS – 140 mm, elox	P 021/29 PU 52	2-01726-PU52
Support de la coulisse STS – 145 mm, elox	P 021/30 PU 52	2-01727-PU52
Support de la coulisse STS – 150 mm, elox	P 021/31 PU 52	2-01728-PU52
Support de la coulisse STS – 155 mm, elox	P 021/32 PU 52	2-01729-PU52
Support de la coulisse STS – 160 mm, elox	P 021/33 PU 52	2-01730-PU52
Support de la coulisse STS – 165 mm, elox	P 021/34 PU 52	2-01731-PU52
Support de la coulisse STS – 170 mm, elox	P 021/35 PU 52	2-01732-PU52
Support de la coulisse STS – 175 mm, elox	P 021/36 PU 52	2-01733-PU52
Support de la coulisse STS – 180 mm, elox	P 021/37 PU 52	2-01734-PU52
Support de la coulisse STS – 185 mm, elox	P 021/38 PU 52	2-01735-PU52
Support de la coulisse STS – 190 mm, elox	P 021/39 PU 52	2-01736-PU52
Support de la coulisse STS – 195 mm, elox	P 021/40 PU 52	2-01737-PU52
Support de la coulisse STS – 200 mm, elox	P 021/41 PU 52	2-01738-PU52
Support de la coulisse STS – 205 mm, elox	P 021/42 PU 52	2-01739-PU52
Support de la coulisse STS – 210 mm, elox	P 021/43 PU 52	2-01740-PU52
Support de la coulisse STS – 215 mm, elox	P 021/44 PU 52	2-01741-PU52
Support de la coulisse STS – 220 mm, elox	P 021/45 PU 52	2-01742-PU52
Support de la coulisse STS – 225 mm, elox	P 021/46 PU 52	2-01743-PU52
Support de la coulisse STS – 230 mm, elox	P 021/47 PU 52	2-01744-PU52

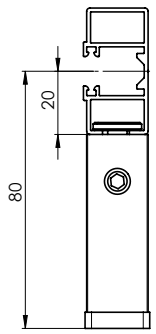

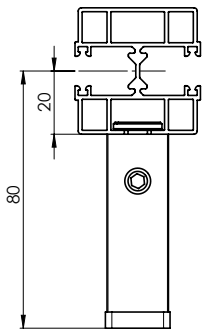

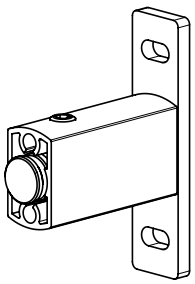

STS CLASIC – AI (2-01910-0000)

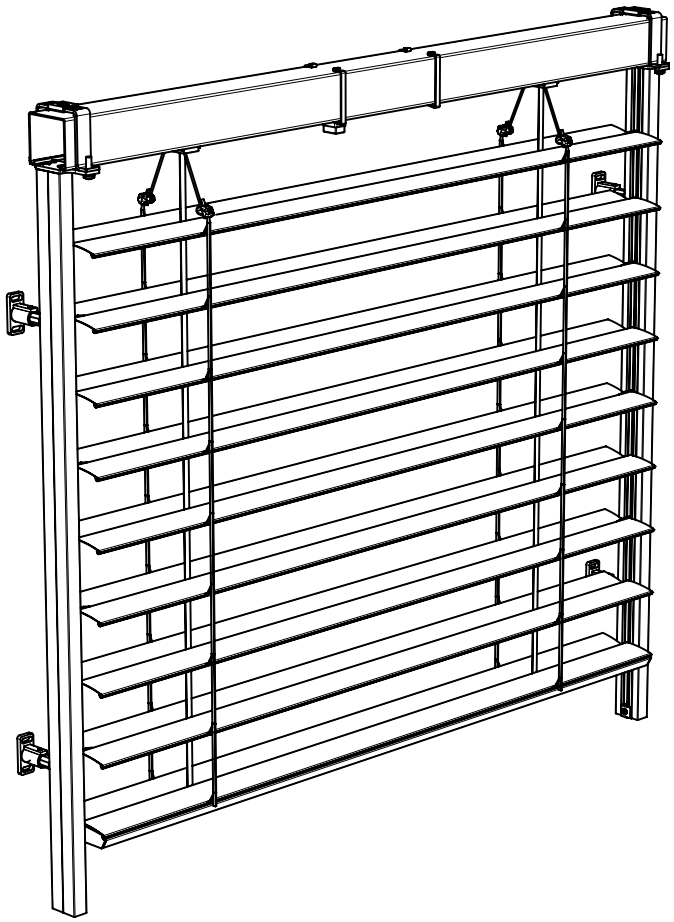

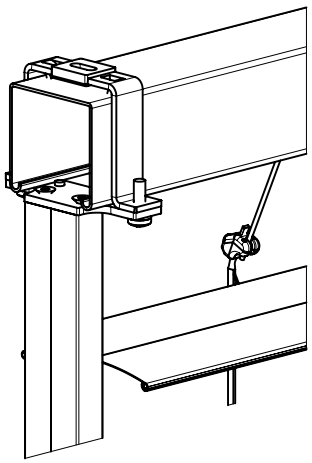

STS ALUMINIUM

Spécifications de base du produit

Montage sur la façade, sur l'embrasure

Adapté à tous les types de stores extérieurs avec un profilé supérieur 58x60 mm, Al.
Largeur max. pour le store autoportant : 4 m.
Montage simple et rapide.
Adapté à la manœuvre par moteur, possibilité de couplage de 2 stores.

Composants nécessaires :
- coulisse autoportante P 016/1 (simple) et P 016/2 (double), coulisse autoportante P016/3 (simple) avec une insertion en PVC P018/5, petite pince pour l'insertion en PVC
- supports pour la coulisse autoportante P 021/5 et P 021/6, P 021/17 – P 021/47
- suspension spéciale pour fixer un profilé Al avec un renforcement, renforcement dans toute la largeur du profilé supérieur

- **réalisation avec un profilé supérieur Al 58x60 mm et un renforcement en aluminium**

Dimensions standard du store :

	Largeur (mm)		Hauteur (mm)		Surface garantie [m²]
	min.	max.	min.	max.	max.
store STS ALUMINIUM	600	4000	500	4000	16

Attention : Un profilé de renforcement Al est toujours livré. Une échappée du profilé avec un renforcement sera plus élevée de 18 mm !

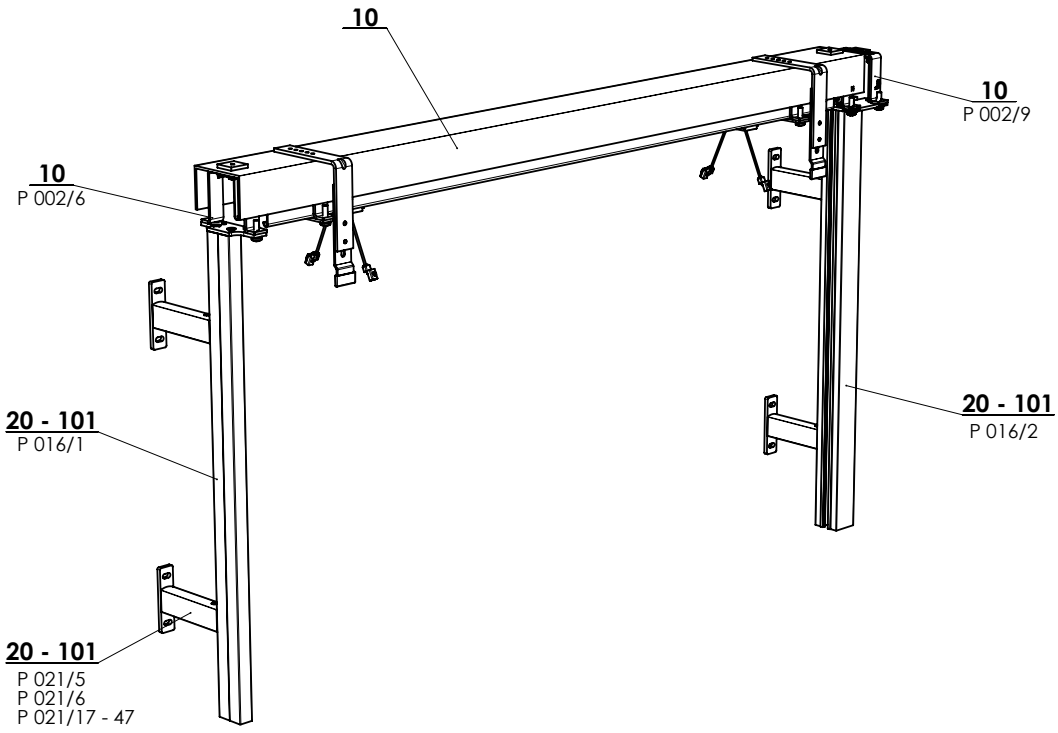

STS ALUMINIUM (2-01630-0000)

Coulisse STS P 016/1 (7-302121-PU52)

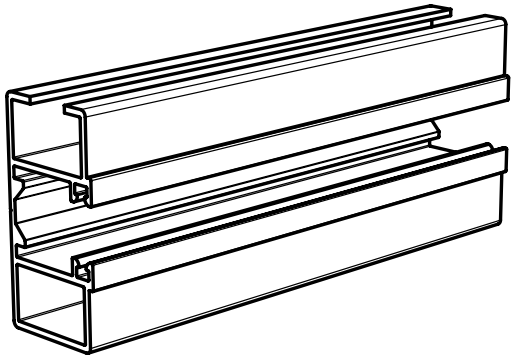

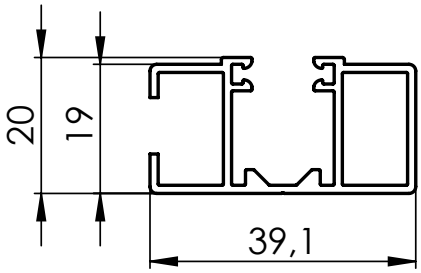

Suspension du profilé supérieur – AL PROFIL STS, P002/6
(2-01093-0000)

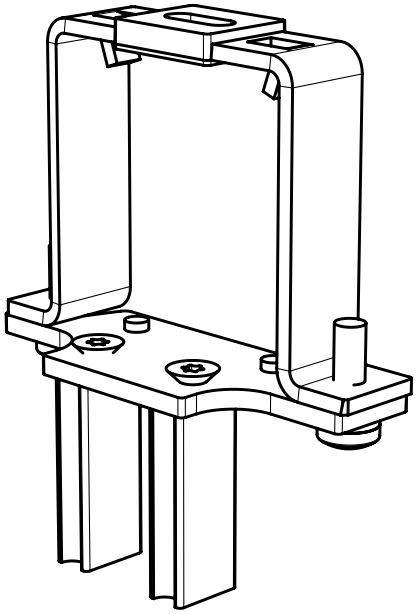

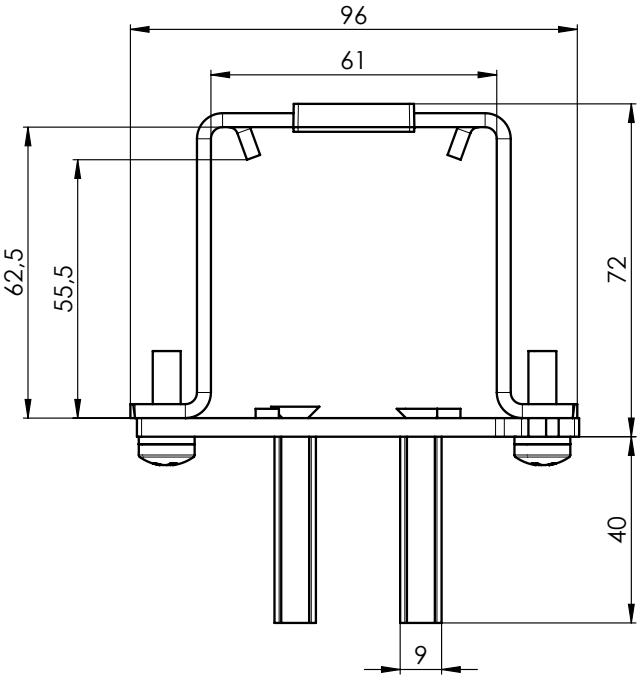

Coulisse double STS P 016/2 (7-303530-0000)

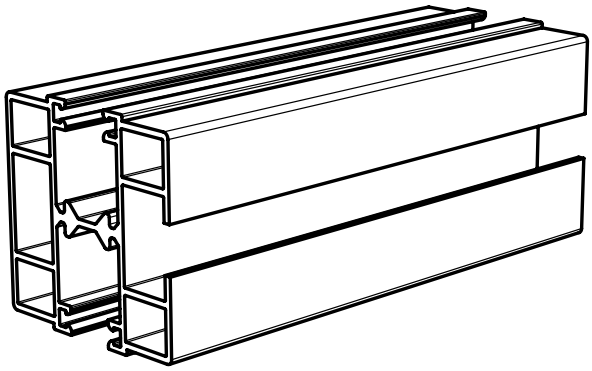

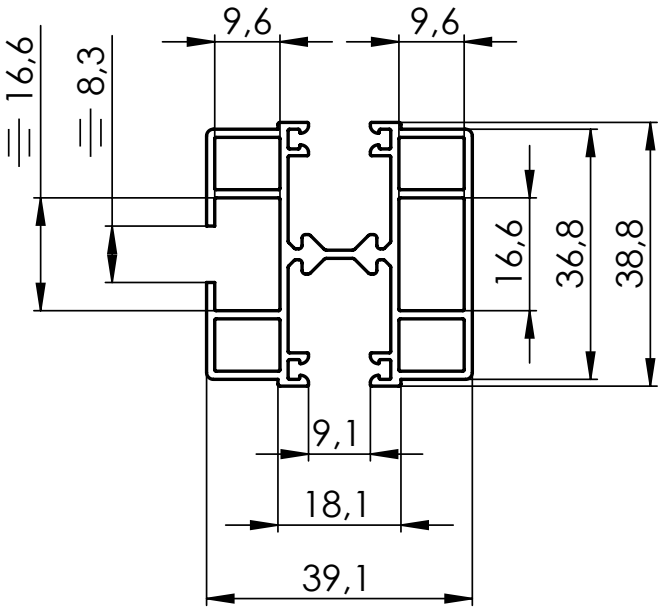

Suspension du profilé supérieur double P002/9 (2-01628-0000) pour la coulisse double STS P 016/2

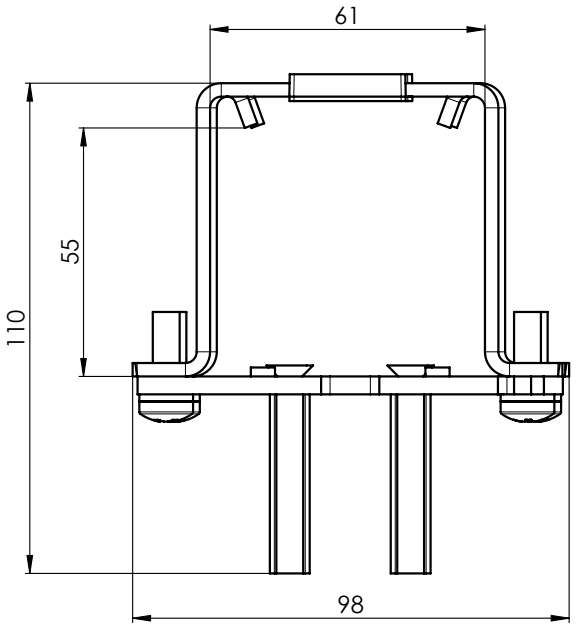

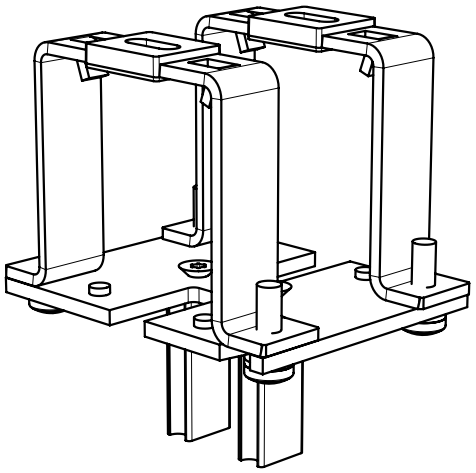

Coulisse P016/3 (3-04380-PU11)

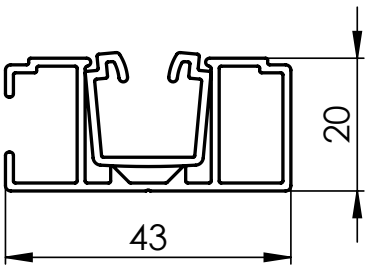

Suspension du profilé supérieur P 003/6 (2-01880-0000) pour la coulisse simple P 016/3

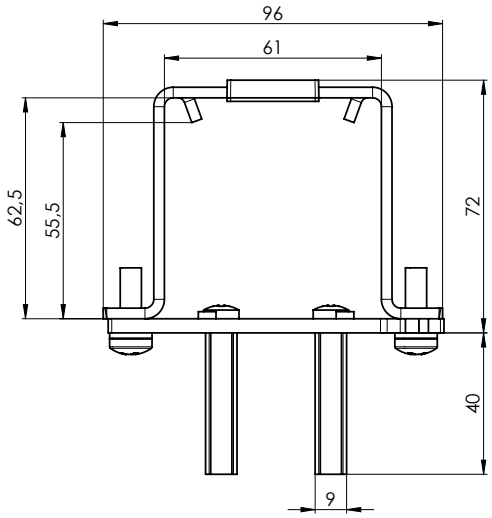

Insertion de la coulisse FIX P 018/5FIX II
- Noire (7-304355-9017)
- Grise (7-304355-7035)

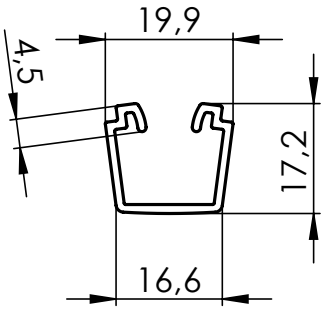

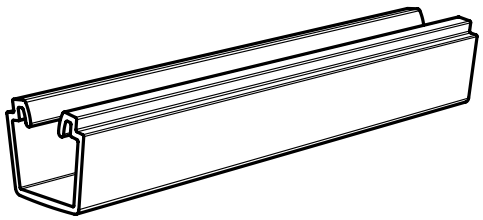

Pour faire sortir l'insertion en PVC, il est recommandé de commander la petite pince 3-04434-0000.

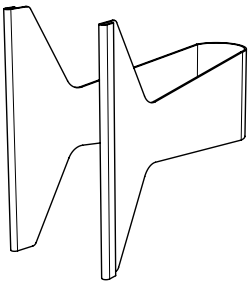

Support de la coulisse P 021/5 (2-00582-PU11)

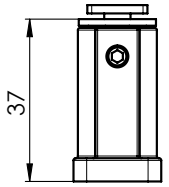

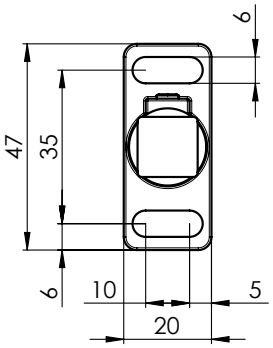

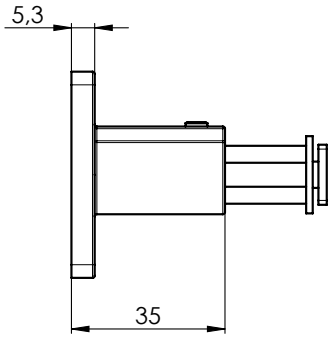

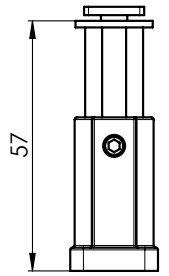

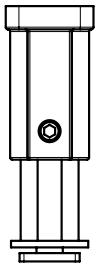

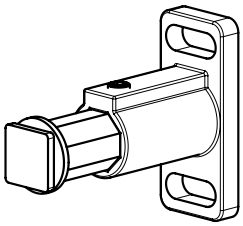

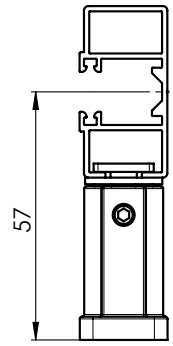

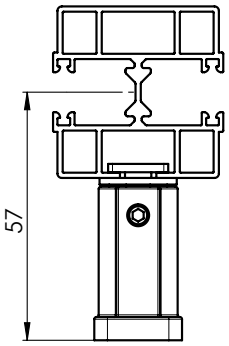

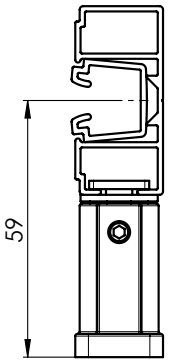

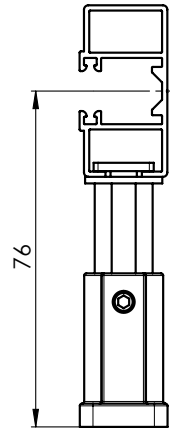

pour P 016/1

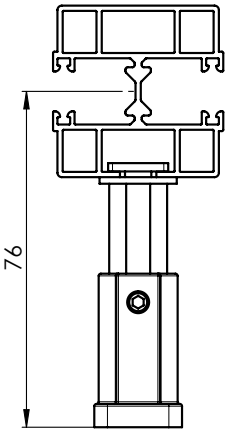

pour P 016/2

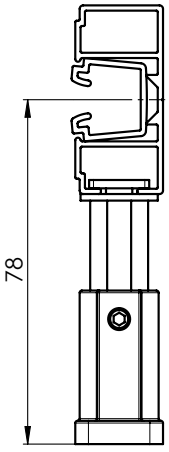

pour P 016/3

Support de la coulisse P 021/6 (2-00583-PU11)

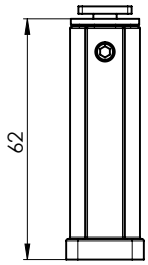

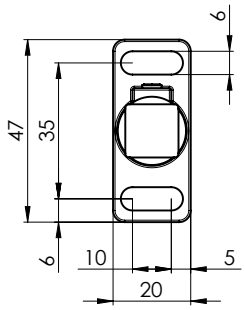

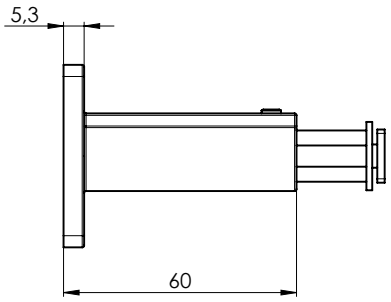

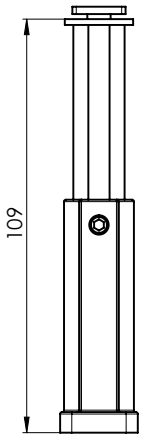

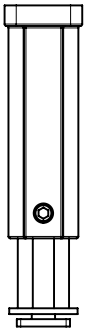

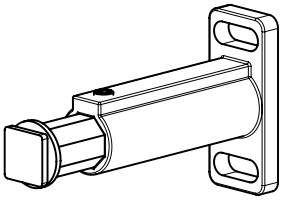

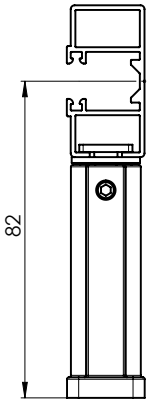

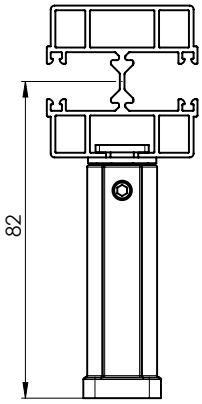

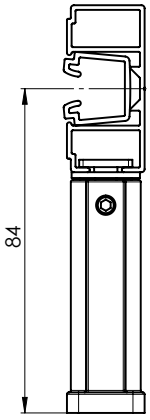

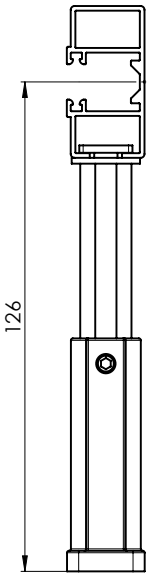

pour P 016/1

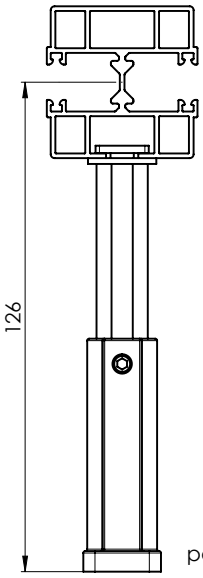

pour P 016/2

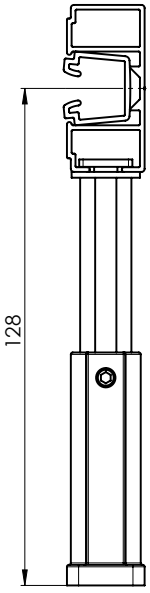

pour P 016/3

Liste des supports de coulisses pour les systèmes autoportants

Désignation	Nom commercial	Plan numéro
Support de la coulisse STS – 80 mm, elox	P 021/17 PU 52	2-01714-PU52
Support de la coulisse STS – 8 5mm, elox	P 021/18 PU 52	2-01715-PU52
Support de la coulisse STS – 90 mm, elox	P 021/19 PU 52	2-01716-PU52
Support de la coulisse STS – 95 mm, elox	P 021/20 PU 52	2-01717-PU52
Support de la coulisse STS – 100 mm, elox	P 021/21 PU 52	2-01718-PU52
Support de la coulisse STS – 105 mm, elox	P 021/22 PU 52	2-01719-PU52
Support de la coulisse STS – 110 mm, elox	P 021/23 PU 52	2-01720-PU52
Support de la coulisse STS – 115 mm, elox	P 021/24 PU 52	2-01721-PU52
Support de la coulisse STS – 120 mm, elox	P 021/25 PU 52	2-01722-PU52
Support de la coulisse STS – 125 mm, elox	P 021/26 PU 52	2-01723-PU52
Support de la coulisse STS – 130 mm, elox	P 021/27 PU 52	2-01724-PU52
Support de la coulisse STS – 135 mm, elox	P 021/28 PU 52	2-01725-PU52
Support de la coulisse STS – 140 mm, elox	P 021/29 PU 52	2-01726-PU52
Support de la coulisse STS – 145 mm, elox	P 021/30 PU 52	2-01727-PU52
Support de la coulisse STS – 150 mm, elox	P 021/31 PU 52	2-01728-PU52
Support de la coulisse STS – 155 mm, elox	P 021/32 PU 52	2-01729-PU52
Support de la coulisse STS – 160 mm, elox	P 021/33 PU 52	2-01730-PU52
Support de la coulisse STS – 165 mm, elox	P 021/34 PU 52	2-01731-PU52
Support de la coulisse STS – 170 mm, elox	P 021/35 PU 52	2-01732-PU52
Support de la coulisse STS – 175 mm, elox	P 021/36 PU 52	2-01733-PU52
Support de la coulisse STS – 180 mm, elox	P 021/37 PU 52	2-01734-PU52
Support de la coulisse STS – 185 mm, elox	P 021/38 PU 52	2-01735-PU52
Support de la coulisse STS – 190 mm, elox	P 021/39 PU 52	2-01736-PU52
Support de la coulisse STS – 195 mm, elox	P 021/40 PU 52	2-01737-PU52
Support de la coulisse STS – 200 mm, elox	P 021/41 PU 52	2-01738-PU52
Support de la coulisse STS – 205 mm, elox	P 021/42 PU 52	2-01739-PU52
Support de la coulisse STS – 210 mm, elox	P 021/43 PU 52	2-01740-PU52
Support de la coulisse STS – 215 mm, elox	P 021/44 PU 52	2-01741-PU52
Support de la coulisse STS – 220 mm, elox	P 021/45 PU 52	2-01742-PU52
Support de la coulisse STS – 225 mm, elox	P 021/46 PU 52	2-01743-PU52
Support de la coulisse STS – 230 mm, elox	P 021/47 PU 52	2-01744-PU52

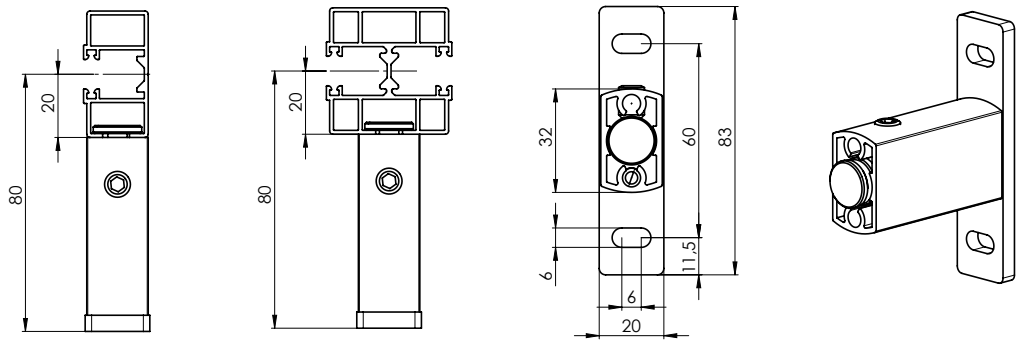

STS ALUMINIUM (2-01630-0000)

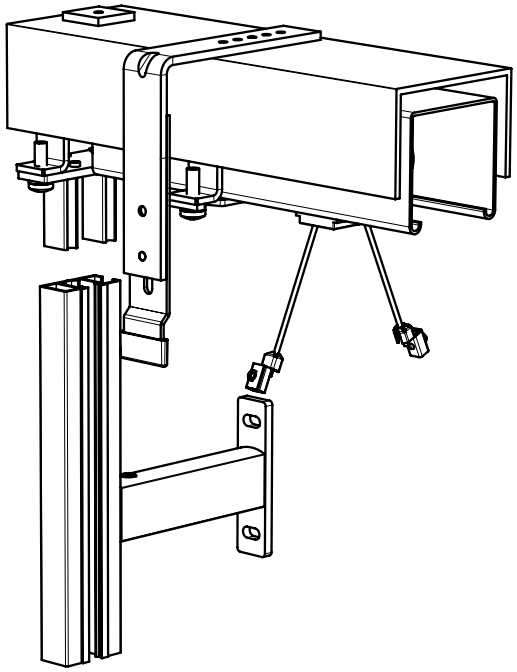

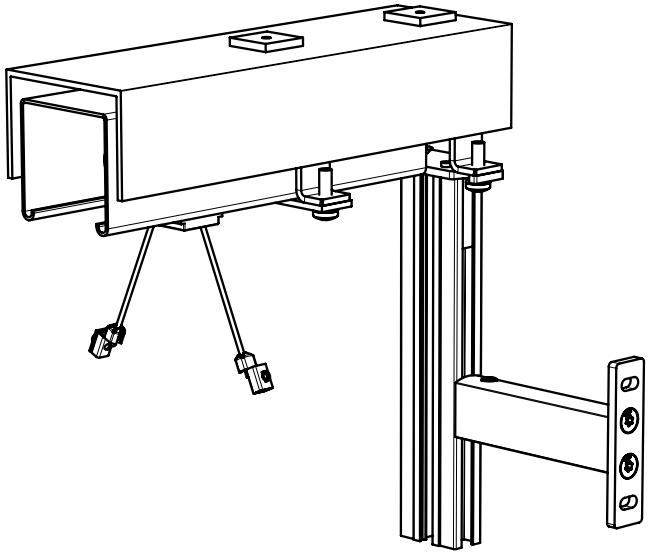

Attention : en cas de montage avec un lambrequin, il faut indiquer la profondeur du lambrequin pour préparer bien le support du lambrequin sur la boîte prémontée.

Pour la fixation avec un lambrequin, il faut utiliser la suspension du profilé supérieur désaxé AL avec une équerre P 002/62 - 75

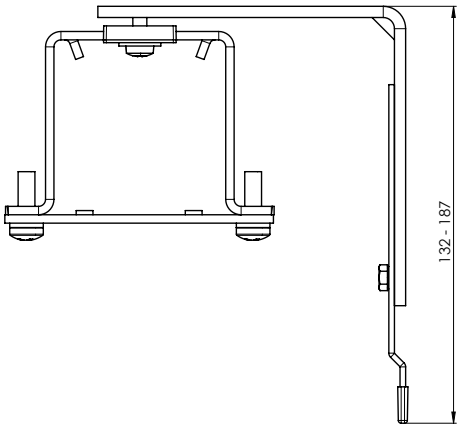

Désignation	Nom commercial	Plan numéro
Suspension Al+équerre 110x107 mm pro STS	P 002/62	2-01663-0000
Suspension Al+équerre 110x161 mm pro STS	P 002/63	2-01664-0000
Suspension Al+équerre 110x215 mm pro STS	P 002/64	2-01665-0000
Suspension Al+équerre 110x269 mm pro STS	P 002/65	2-01666-0000
Suspension Al+équerre 110x323 mm pro STS	P 002/66	2-01667-0000
Suspension Al+équerre 110x377 mm pro STS	P 002/67	2-01668-0000
Suspension Al+équerre 110x431 mm pro STS	P 002/68	2-01669-0000
Suspension Al+équerre 167x107 mm pro STS	P 002/69	2-01670-0000
Suspension Al+équerre 167x161 mm pro STS	P 002/70	2-01671-0000
Suspension Al+équerre 167x215 mm pro STS	P 002/71	2-01672-0000
Suspension Al+équerre 167x269 mm pro STS	P 002/72	2-01673-0000
Suspension Al+équerre 167x323 mm pro STS	P 002/73	2-01674-0000
Suspension Al+équerre 167x377 mm pro STS	P 002/74	2-01675-0000
Suspension Al+équerre 167x431 mm pro STS	P 002/75	2-01676-0000

STS FIX

Spécifications de base du produit

Montage sur la façade, sur l'embrasure

Adapté à tous les types de stores extérieurs avec un profilé supérieur 56x58 mm, Fe.
Largeur max. pour le store autoportant : 2,4 m. Si la largeur est plus importante, il faut fixer le profilé supérieur, un support supplémentaire P 009/3 sera livré.
La coulisse P 018/2 FIX sera livrée prémontée, y compris le support P 010/50, la coulisse P 016/3 sera livrée prémontée, y compris le support P 010/21.
Montage simple et rapide.
Adapté à la manœuvre par moteur, possibilité de couplage de 3 stores, au maximum.

Composants nécessaires :
- coulisse FIX P018/2FIX, coulisse autoportante simple P016/3
- insertion de la coulisse FIX (noire ou grise), petite pince pour l'insertion en PVC
- supports pour la coulisse autoportante P 021/5 et P 021/6, P 021/17 – P 021/47
- suspension du profilé supérieur P 010/50, y compris la suspension P002/32, suspension du profilé supérieur P 010/51 pour la coulisse P016/3

- **réalisation avec un profilé supérieur Fe 56x58 mm**

Dimensions standard du store :

	Largeur (mm)		Hauteur (mm)		Surface garantie [m²]
	min.	max.	min.	max.	max.
store STS FIX	600	2400	500	4000	16

Attention : la dimension de montage sera augmentée de la suspension du profilé supérieur (15 mm). En cas de produit STS FIX, on raccourcit automatiquement le profilé supérieur de 25 mm de chaque côté.

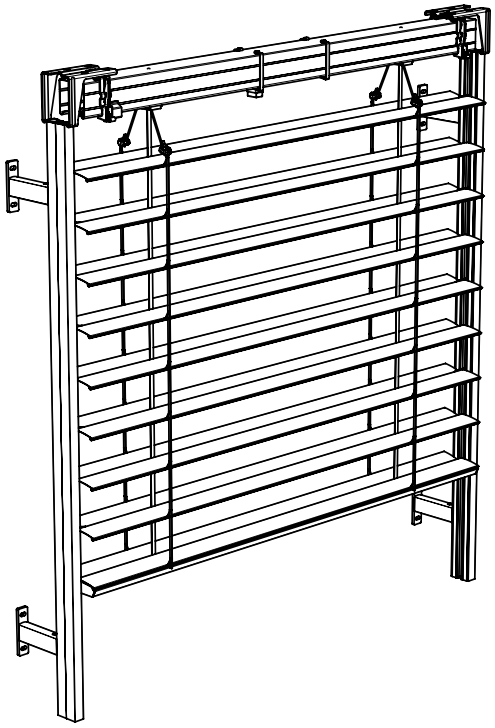

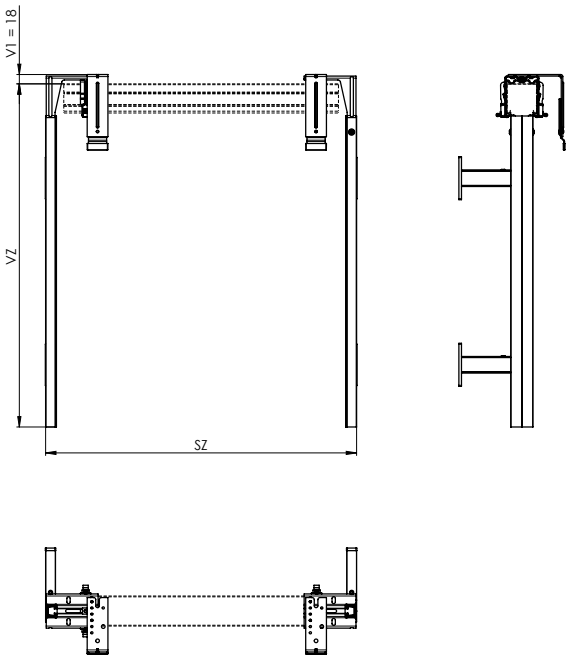

STS FIX (2-01793-0000)

Suspension du profilé supérieur P 010/50 (2-01696-0000) pour la coulisse P 018/2FIX

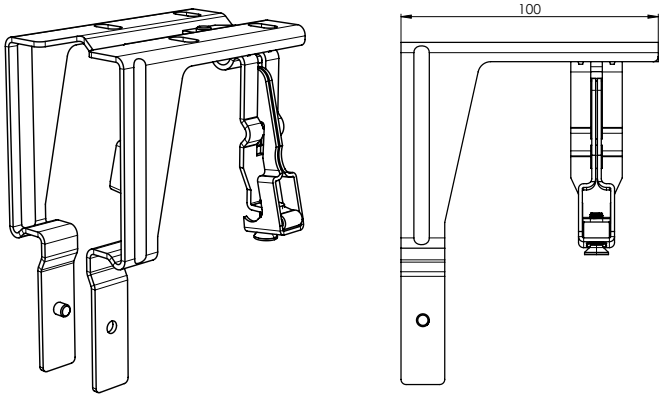

Coulisse FIX P 018/2FIX (6-015829-0000)

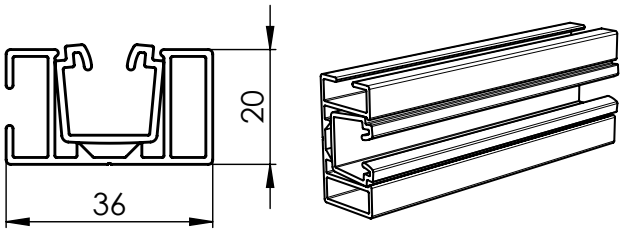

Plaque de liaison avec vis P 160 (3-04807-PU11)



Insertion de la coulisse FIX P 018/5FIX II
- Noire (7-304355-9017)
- Grise (7-304355-7035)

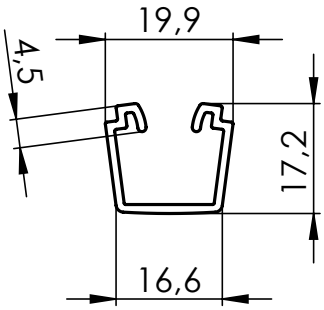

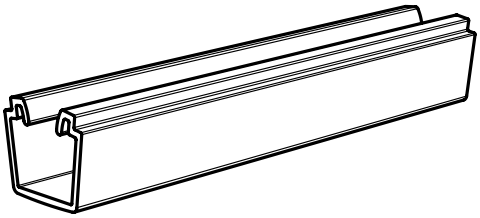

Pour faire sortir l'insertion en PVC, il est recommandé de commander la petite pince 3-04434-0000.

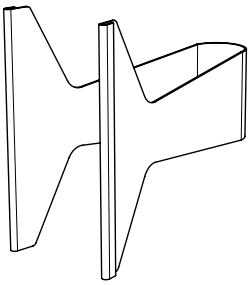

Suspension du profilé supérieur P 010/51 (2-01696-0001) pour la coulisse simple P016/3

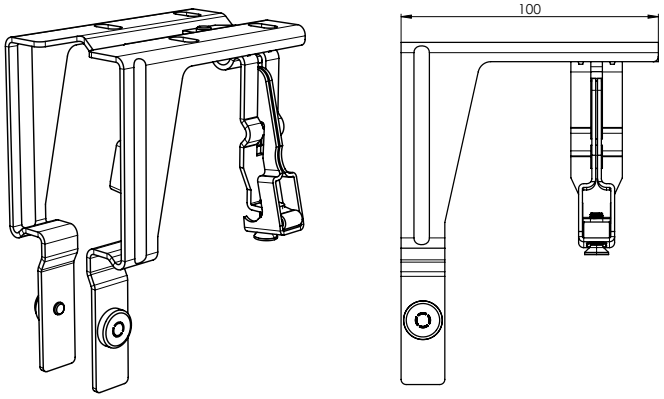

Coulisse P 016/3 (3-04380-PU11) (y compris l'insertion de la coulisse P018/5)

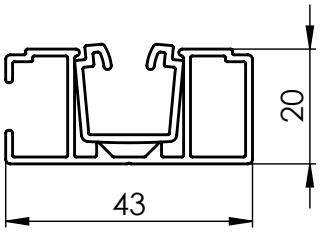

Insertion de la coulisse FIX P 018/5FIX II
- Noire (7-304355-9017)
- Grise (7-304355-7035)

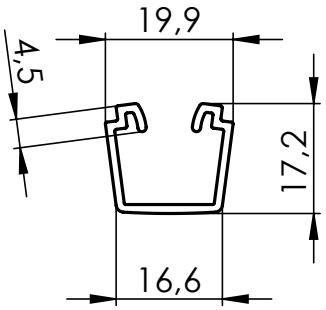

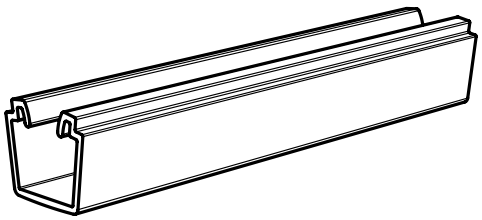

Pour faire sortir l'insertion en PVC, il est recommandé de commander la petite pince 3-04434-0000.

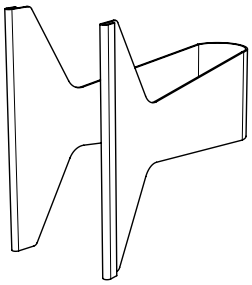

Support de la coulisse P 021/5 (2-00582-PU11)

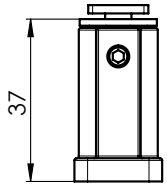

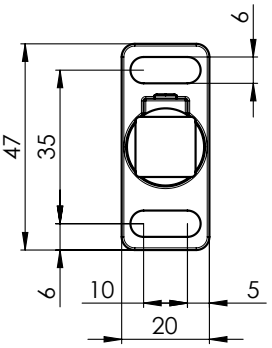

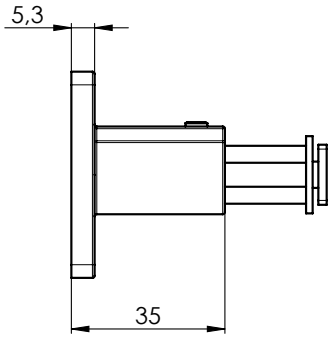

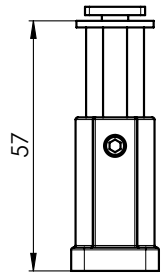

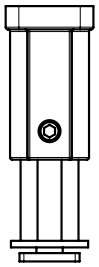

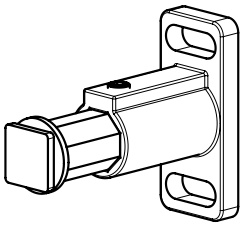

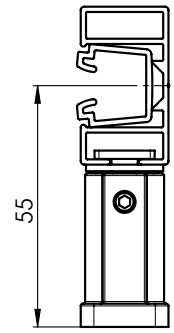

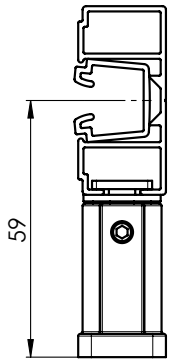

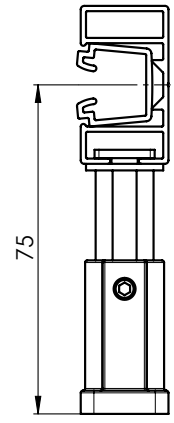

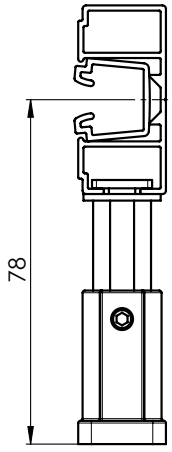

pour P 018/2FIX

pour P 016/3

Support de la coulisse P 021/6 (2-00583-PU11)

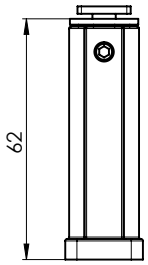

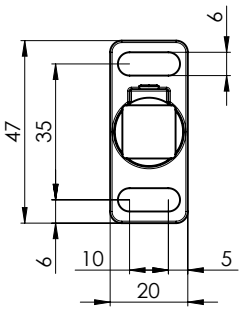

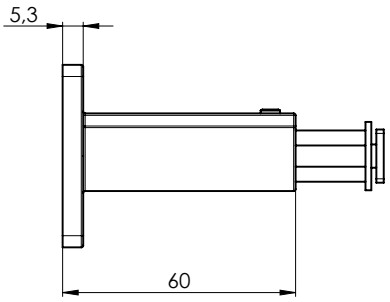

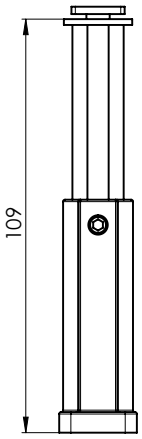

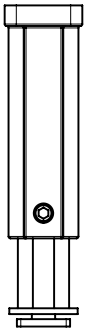

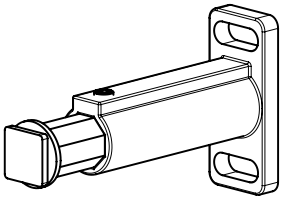

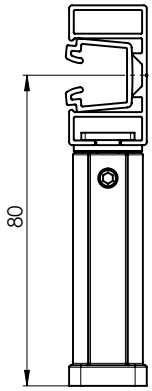

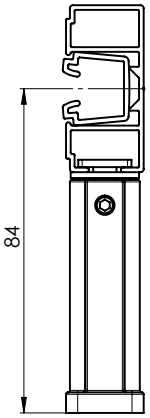

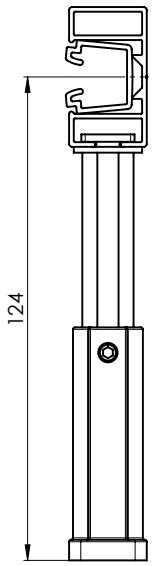

pour P 018/2FIX

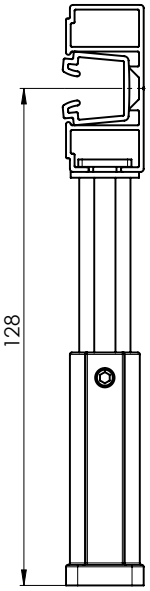

pour P 016/3

Liste des supports de coulisses pour les systèmes autoportants

Désignation	Nom commercial	Plan numéro
Support de la coulisse STS – 80 mm, elox	P 021/17 PU 52	2-01714-PU52
Support de la coulisse STS – 8 5mm, elox	P 021/18 PU 52	2-01715-PU52
Support de la coulisse STS – 90 mm, elox	P 021/19 PU 52	2-01716-PU52
Support de la coulisse STS – 95 mm, elox	P 021/20 PU 52	2-01717-PU52
Support de la coulisse STS – 100 mm, elox	P 021/21 PU 52	2-01718-PU52
Support de la coulisse STS – 105 mm, elox	P 021/22 PU 52	2-01719-PU52
Support de la coulisse STS – 110 mm, elox	P 021/23 PU 52	2-01720-PU52
Support de la coulisse STS – 115 mm, elox	P 021/24 PU 52	2-01721-PU52
Support de la coulisse STS – 120 mm, elox	P 021/25 PU 52	2-01722-PU52
Support de la coulisse STS – 125 mm, elox	P 021/26 PU 52	2-01723-PU52
Support de la coulisse STS – 130 mm, elox	P 021/27 PU 52	2-01724-PU52
Support de la coulisse STS – 135 mm, elox	P 021/28 PU 52	2-01725-PU52
Support de la coulisse STS – 140 mm, elox	P 021/29 PU 52	2-01726-PU52
Support de la coulisse STS – 145 mm, elox	P 021/30 PU 52	2-01727-PU52
Support de la coulisse STS – 150 mm, elox	P 021/31 PU 52	2-01728-PU52
Support de la coulisse STS – 155 mm, elox	P 021/32 PU 52	2-01729-PU52
Support de la coulisse STS – 160 mm, elox	P 021/33 PU 52	2-01730-PU52
Support de la coulisse STS – 165 mm, elox	P 021/34 PU 52	2-01731-PU52
Support de la coulisse STS – 170 mm, elox	P 021/35 PU 52	2-01732-PU52
Support de la coulisse STS – 175 mm, elox	P 021/36 PU 52	2-01733-PU52
Support de la coulisse STS – 180 mm, elox	P 021/37 PU 52	2-01734-PU52
Support de la coulisse STS – 185 mm, elox	P 021/38 PU 52	2-01735-PU52
Support de la coulisse STS – 190 mm, elox	P 021/39 PU 52	2-01736-PU52
Support de la coulisse STS – 195 mm, elox	P 021/40 PU 52	2-01737-PU52
Support de la coulisse STS – 200 mm, elox	P 021/41 PU 52	2-01738-PU52
Support de la coulisse STS – 205 mm, elox	P 021/42 PU 52	2-01739-PU52
Support de la coulisse STS – 210 mm, elox	P 021/43 PU 52	2-01740-PU52
Support de la coulisse STS – 215 mm, elox	P 021/44 PU 52	2-01741-PU52
Support de la coulisse STS – 220 mm, elox	P 021/45 PU 52	2-01742-PU52
Support de la coulisse STS – 225 mm, elox	P 021/46 PU 52	2-01743-PU52
Support de la coulisse STS – 230 mm, elox	P 021/47 PU 52	2-01744-PU52

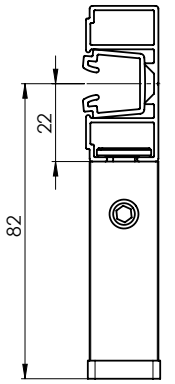

pour P 018/21

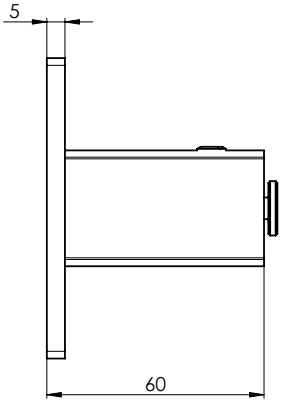

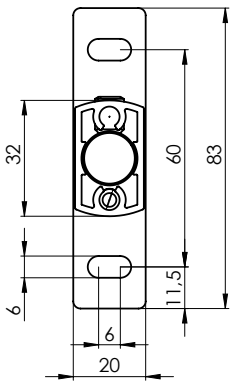

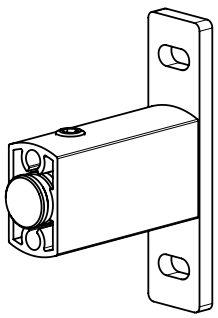

STS FIX (2-01793-0000)

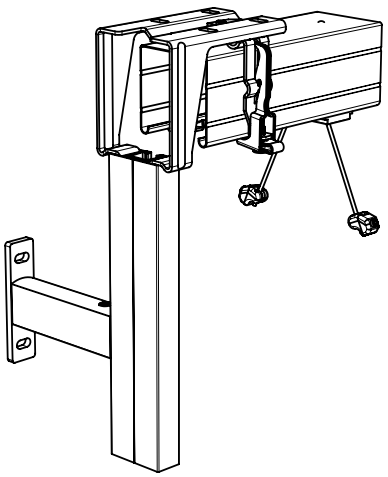

Support supplémentaire réglable court P 009/3 (2-01930-0000)

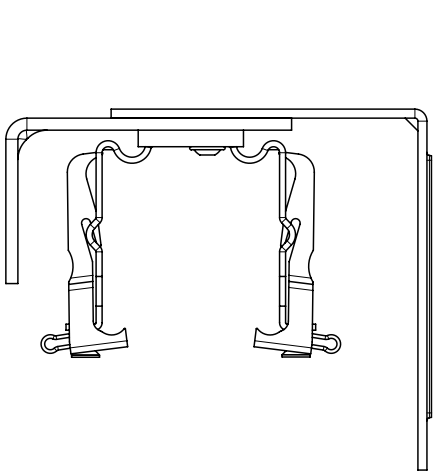

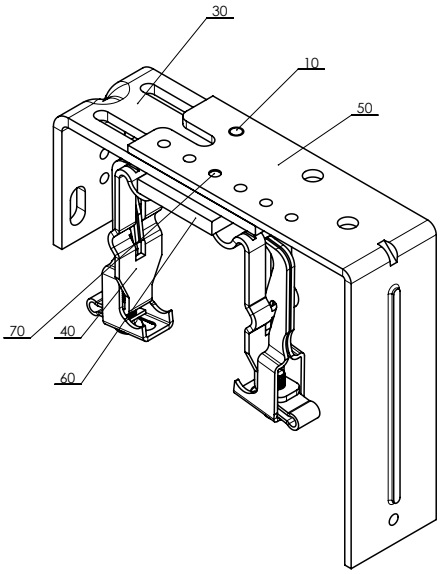

Support supplémentaire réglable long P 009/4 (2-01931-0000)

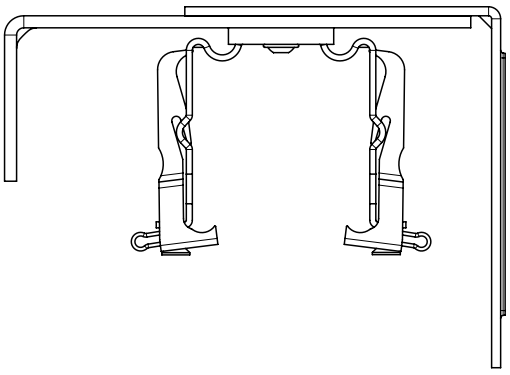

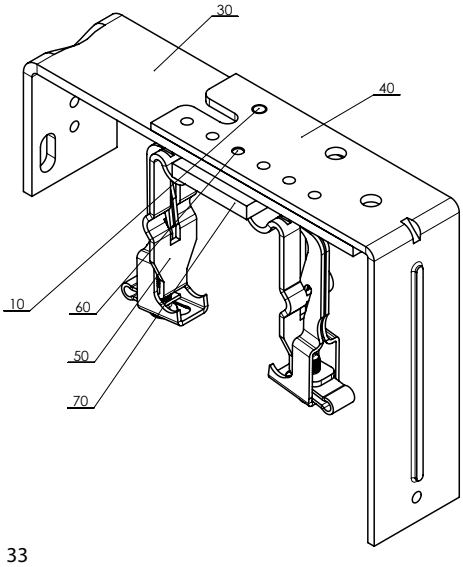

VIVA

Spécifications de base du produit

Montage sur la façade, sur l'embrasure

Adapté à tous les types de stores extérieurs, sauf Cetta 50 et Titan.
Store avec des coulisses autoportantes et la possibilité de la moustiquaire intégrée.
Le profilé supérieur du store, y compris un paquet de lames, est placé dans un box déjà complété, en deux variantes, réalisation cachée ou apparente.
Au niveau des côtés du box, il y a des cloisons latérales pour raccorder les coulisses.
En cas de réalisation cachée, le box peut être équipé, côté intérieur, d'un polystyrène trempé, d'un styrodure ou d'Alutermo.

Adapté à la manœuvre par moteur.

Composants nécessaires :
- box, hauteur standard du box : 190 mm, 220 mm, 260 mm, 300 mm
- coulisses autoportantes (jusqu'à 42 variantes)

- **réalisation avec un profilé supérieur Fe 56x58 mm**

Dimensions standard du store:

store VIVA	Largeur (mm)		Hauteur (mm)		Surface garantie (m²)
	min.	max.	min.	max.	max.
sans moustiquaire	600	4000*	500	4000	12
Avec moustiquaire	720	1800	500	2500	3

*Il s'agit de la largeur maximale du box !
** Hauteur maximale du store en fonction du type de lames, voir tableau p. 35

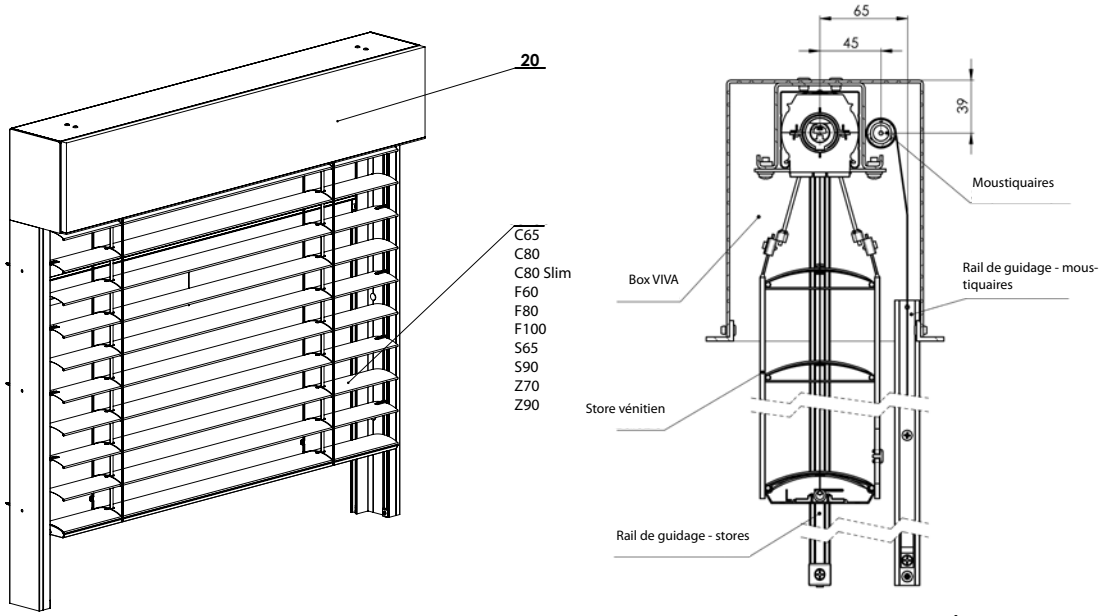

store Autoportante VŻ 2-01010-00004

Largeur du store supérieure à 3500 mm :
- profilé supérieur Al 58x60 mm
- profilé de renforcement Al avec un étrier

Renforcement, Al (2-01394-0000)

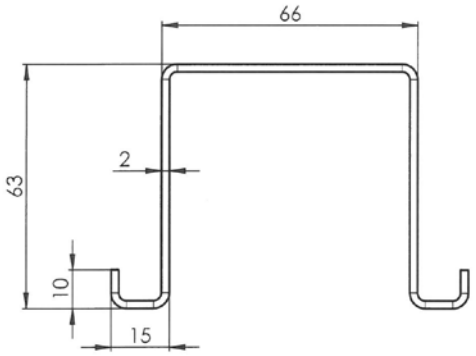







Hauteur max. du store (v mm) en fonction de type de lames pour un box (sans moustiquaire)

type de store / hauteur de la boîte	190	220	260	300	surface max [m²]
Cetta 65	1100	1400	2000	2400	8,8
Cetta 65 Slim	1500	2000	2600	3300	8,8
Cetta 80	1200	1600	2200	2800	10,4
Cetta 80 slim	1700	2300	3000	3700	13
Cetta 60 Flexi	2700	3600	4000	4000	16
Cetta 80 Flexi	3600	4000	4000	4000	16
Cetta 100 Flexi	4000	4000	4000	4000	16
Setta 65	1300	1700	2200	2700	10
Setta 90	1800	2400	3200	4000	13
Zetta 70	1300	1700	2300	2900	11
Zetta 90	1600	2200	2900	3500	13

Si la largeur du store est supérieure à 3500 mm, un profilé de renforcement est livré automatiquement.

La hauteur max. dus tore autoportant VIVA avec une moustiquaire est de 2500 mm.

Store autoportant VIVA

Box pour le store extérieur autoportant VŽ – coulisses assemblées (2-01016-XXXX)

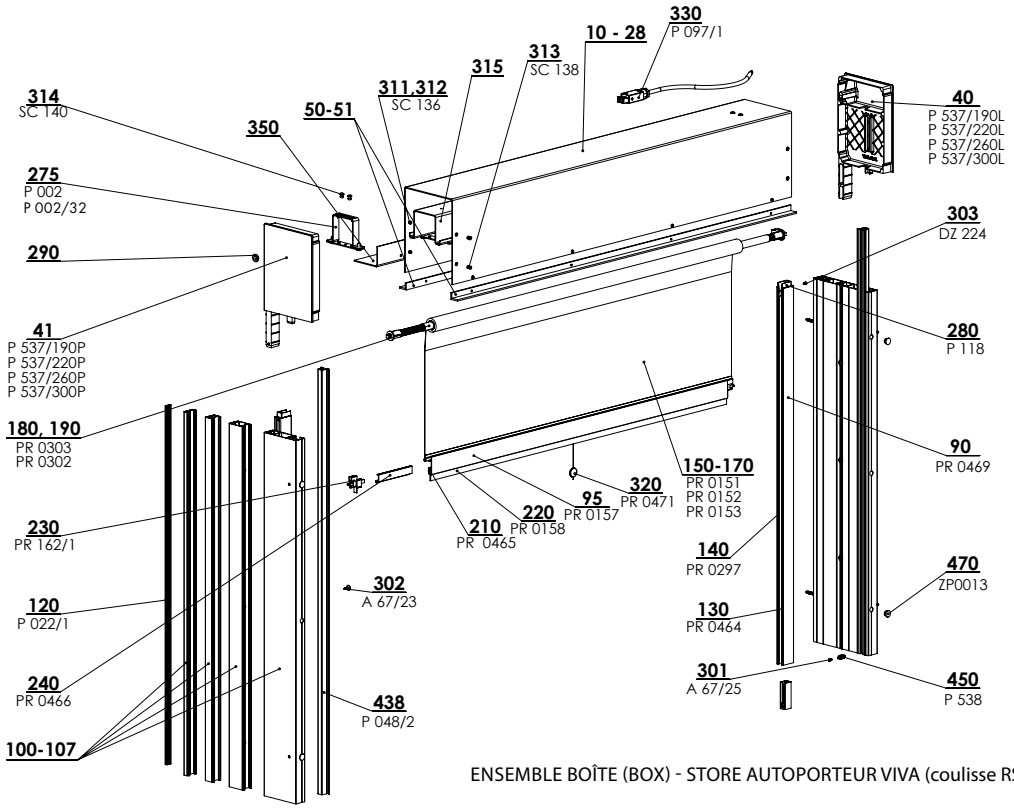

ENSEMBLE BOÎTE (BOX) - STORE AUTOPORTEUR VIVA (coulisse RS75) 2-01016-XXXX-D

Box VIVA pour plusieurs stores – dans un box, on peut installer 2 stores et 2 moteurs (2-01016-XXXX) au maximum

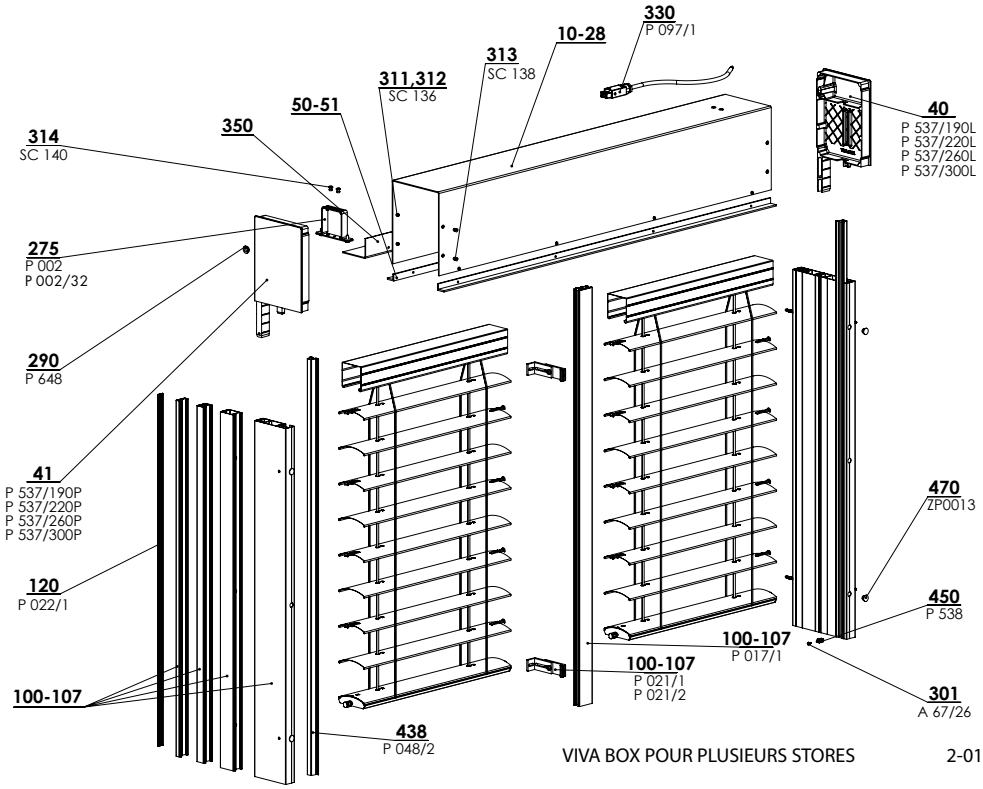

VIVA BOX POUR PLUSIEURS STORES 2-01016-XXXX-D

La largeur max. du box pour deux stores est de 4000 mm.

Coupe box VIVA

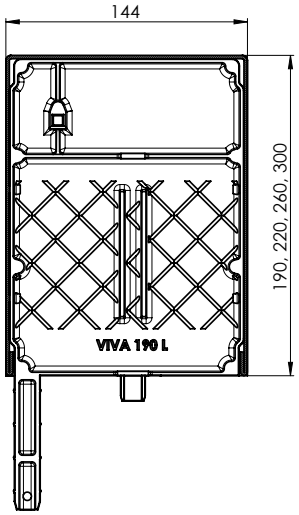

Coupe box apparent VIVA
190x140b
220x140b
260x140b
300x140b

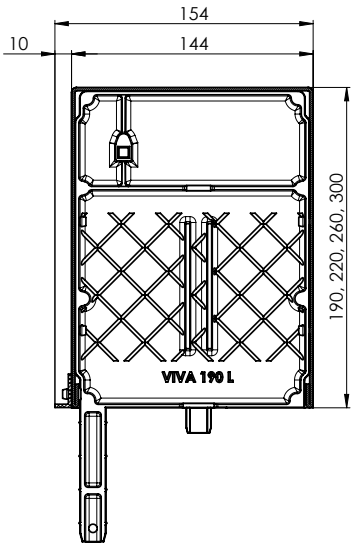

Coupe box apparent VIVA
+ P 020/01, P 080/01, P 081/01
190 x 140b
220 x 140b
260 x 140b
300 x 140b

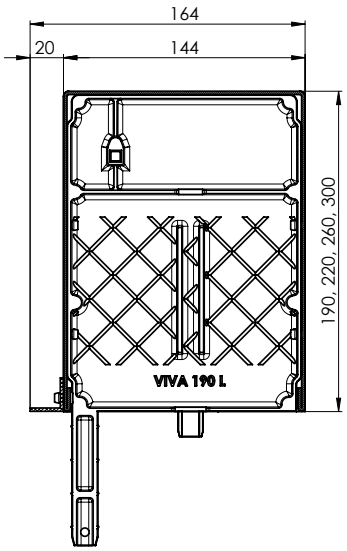

Coupe box apparent VIVA
+ P 020/02, P 080/02, P 081/02
190 x 140b
220 x 140b
260 x 140b
300 x 140b

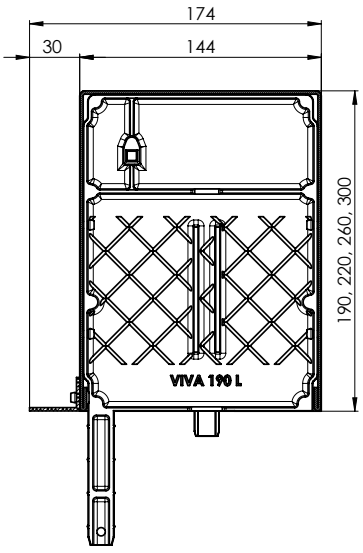

Coupe box apparent VIVA
+ P 020/03, P 080/03, P 081/03
190 x 140b
220 x 140b
260 x 140b
300 x 140b

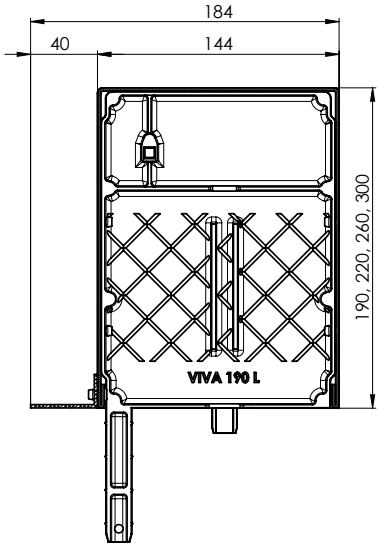

Coupe box apparent VIVA
+ P 020/04, P 080/04, P 081/04
190x140b
220x140b
260x140b
300x140b

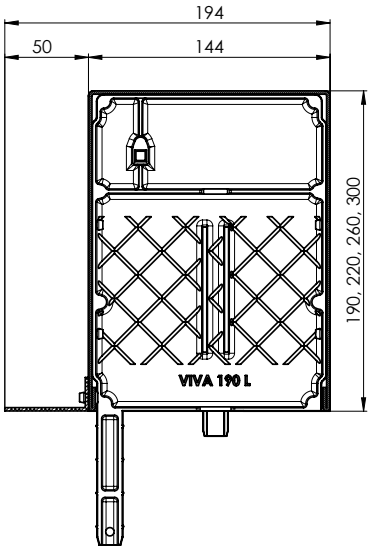

Coupe box apparent VIVA
+ P 020/05, P 080/05, P 081/05
190 x 140b
220 x 140b
260 x 140b
300 x 140b

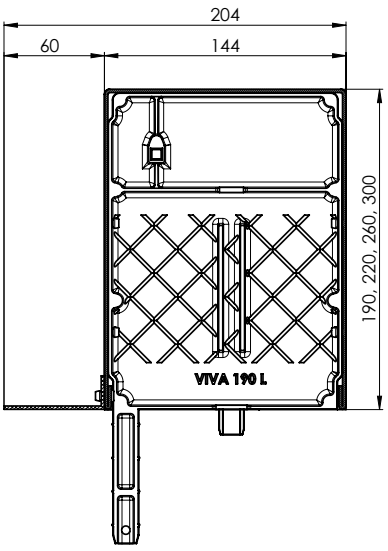

Coupe box apparent VIVA
+ P 020/06, P 080/06, P 081/06
190 x 140b
220 x 140b
260 x 140b
300 x 140b

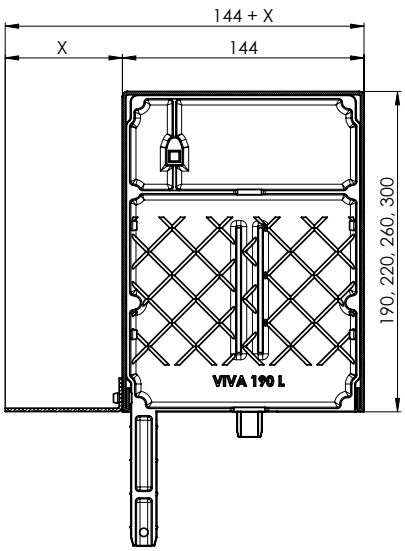

Coupe box apparent VIVA
+ P 020/07-20, P 080/07-20, P 081/07-20
190 x 140b
220 x 140b
260 x 140b
300 x 140b

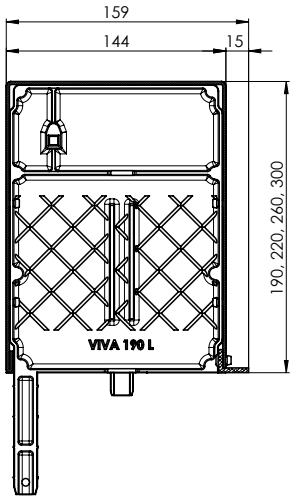

Coupe box caché VIVA
190x150Lb
220x150Lb
260x150Lb
300x150Lb

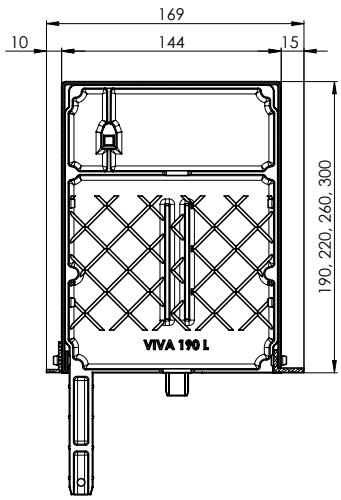

Coupe box caché VIVA
+ P 020/01, P 080/01, P 081/01
190x150Lb
220x150Lb
260x150Lb
300x150Lb

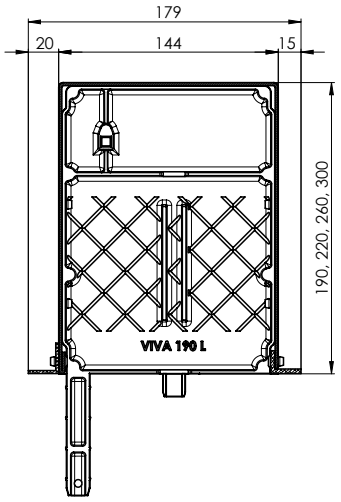

Coupe box caché VIVA
+ P 020/02, P 080/02, P 081/02
190x150Lb
220x150Lb
260x150Lb
300x150Lb

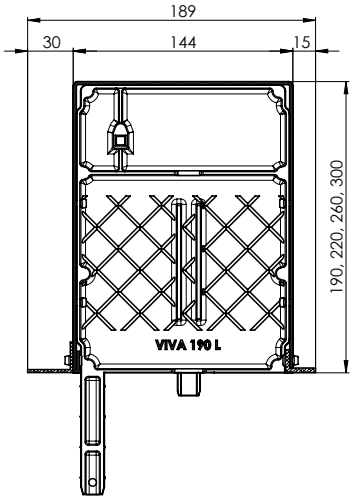

Coupe box caché VIVA
+ P 020/03, P 080/03, P 081/03
190x150Lb
220x150Lb
260x150Lb
300x150Lb

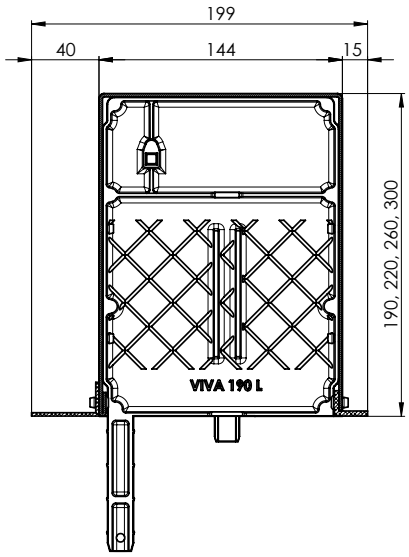

Coupe box caché VIVA
+ P 020/04, P 080/04, P 081/04
190 x 150Lb
220 x 150Lb
260 x 150Lb
300 x 150Lb

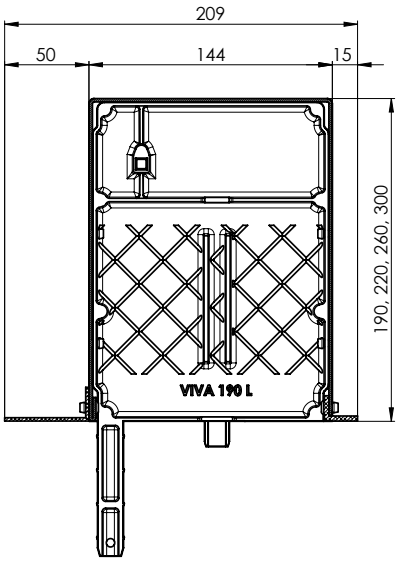

Coupe box caché VIVA
+ P 020/05, P 080/05, P 081/05
190 x 150Lb
220 x 150Lb
260 x 150Lb
300 x 150Lb

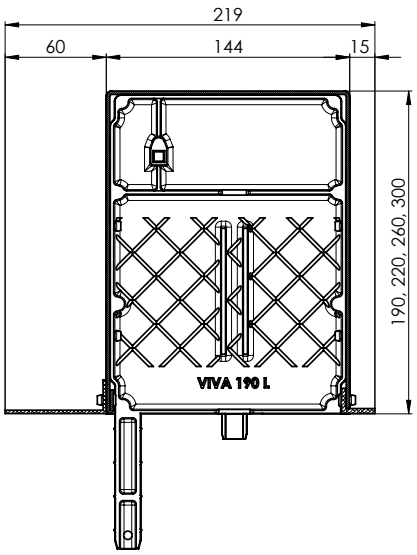

Coupe box caché VIVA
+ P 020/06, P 080/06, P 081/06
190 x 150Lb
220 x 150Lb
260 x 150Lb
300 x 150Lb

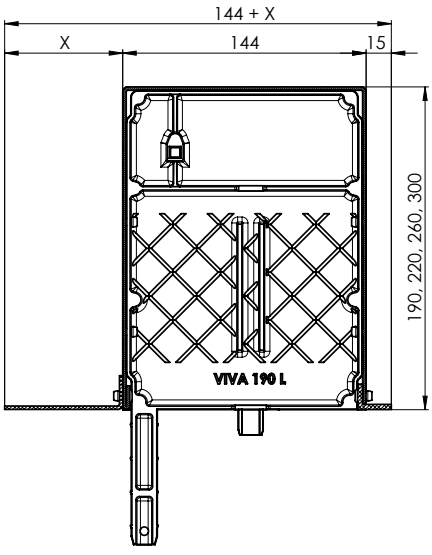

Coupe box caché VIVA
+ P 020/07-20, P 080/07-20, P 081/07-20
190 x 150Lb
220 x 150Lb
260 x 150Lb
300 x 150Lb

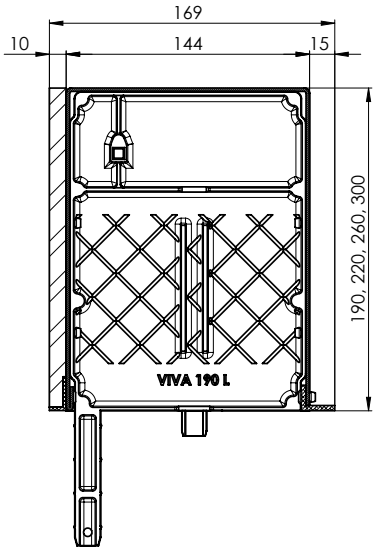

Coupe box caché VIVA
190 x 169 x 2L x ALU10
220 x 169 x 2L x ALU10
260 x 169 x 2L x ALU10
300 x 169 x 2L x ALU10

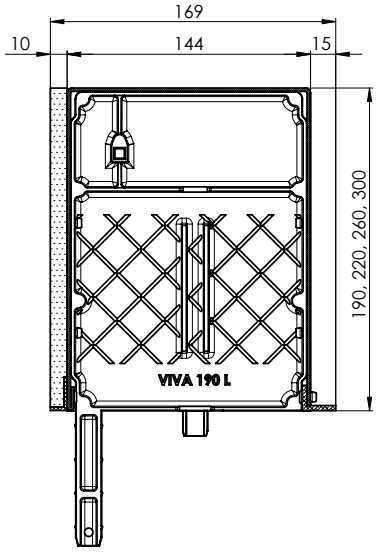

Coupe box caché VIVA
190 x 169 x 2L x STY10
220 x 169 x 2L x STY10
260 x 169 x 2L x STY10
300 x 169 x 2L x STY10

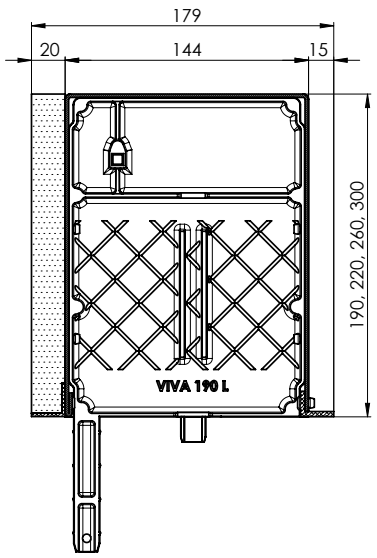

Coupe box caché VIVA
190 x 179 x 2L x STY20
220 x 179 x 2L x STY20
260 x 179 x 2L x STY20
300 x 179 x 2L x STY20

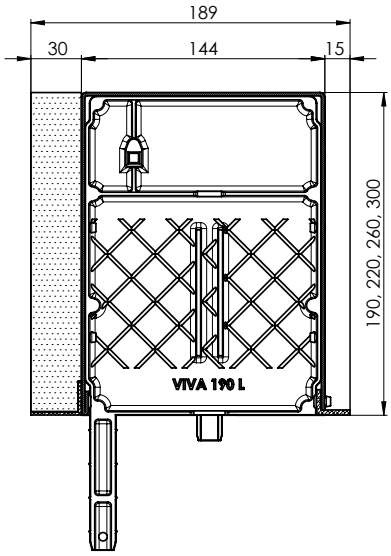

Coupe box caché VIVA
190 x 189 x 2L x STY30
220 x 189 x 2L x STY30
260 x 189 x 2L x STY30
300 x 189 x 2L x STY30

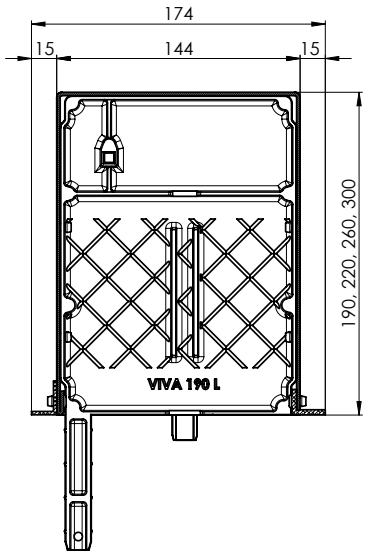

Coupe box caché VIVA
190 x 160L2b
220 x 160L2b
260 x 160L2b
300 x 160L2b

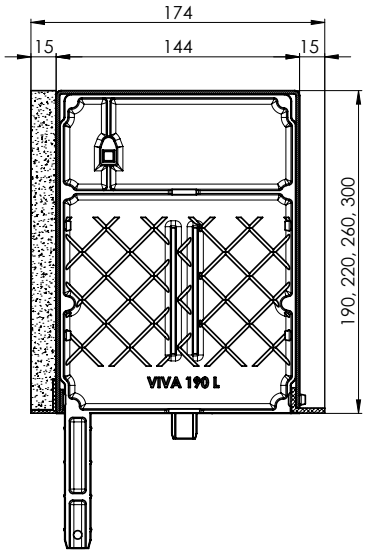

Coupe box caché VIVA
190 x 160L2VP
220 x 160L2VP
260 x 160L2VP
300 x 160L2VP

Note :
La technologie de la peinture du box caché est basée uniquement sur la peinture intérieure.
Pour une équerre arrière, il faut usiner une épaisseur correspondante du polystyrène (2 mm).

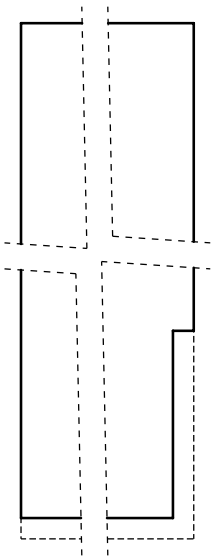

EMPLACEMENT ISOLATION ÉQUERRE

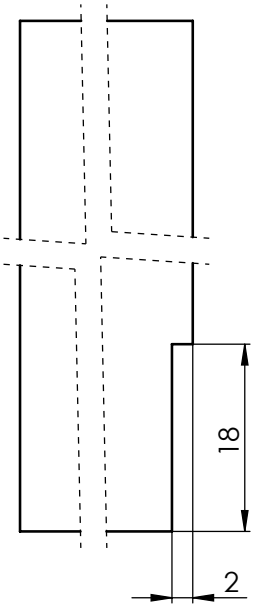

COUPE POUR ÉQUERRE

Liste des coulisses assemblées P 020 avec une insertion en plastique P 048/3 (7-304444-xxxx)

Dimen-sion	nom commercial	nom commercial	image
76 mm	P 020/00	5_P 020/00vrO	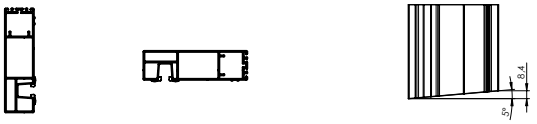
86 mm	P 020/01	5_P 020/01vrO	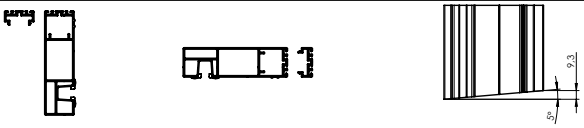
96 mm	P 020/02*	5_P 020/02vrO	
106 mm	P 020/03	5_P 020/03vrO	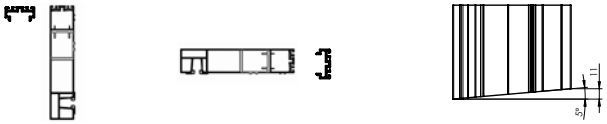
116 mm	P 020/04	5_P 020/04vrO	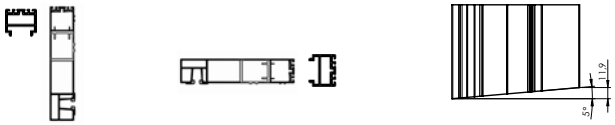
126 mm	P 020/05		
136 mm	P 020/06		
146 mm	P 020/07		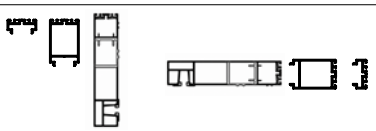
156 mm	P 020/08		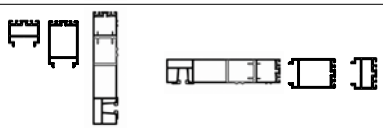
166 mm	P 020/09		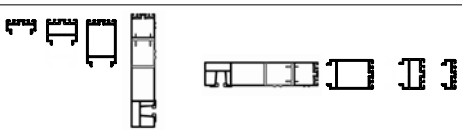
176 mm	P 020/10		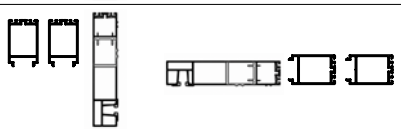
186 mm	P 020/11		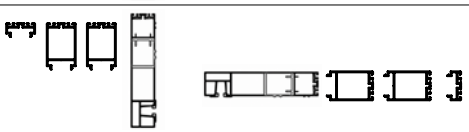
196 mm	P 020/12		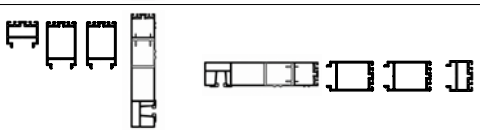
206 mm	P 020/13		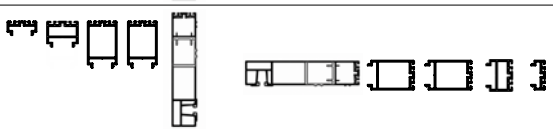

*Rail de guidage P 020 – enduisable – avec poche – élargie 20 (7-303881-0000)

Liste des coulisses assemblées P 080 avec une coulisse P 018/2 (7-302122-0000)

Dimen-sion	nom commercial	nom commercial	image
75 mm	P 080/00	5_P 080/00vrO	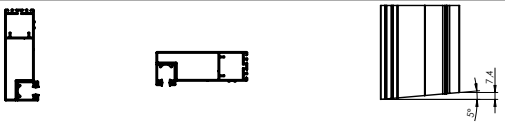
85 mm	P 080/01	5_P 080/01vrO	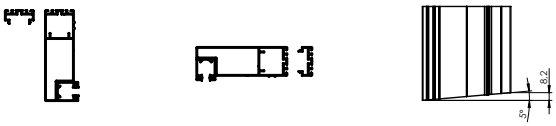
95 mm	P 080/02	5_P 080/02vrO	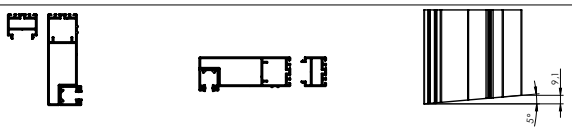
105 mm	P 080/03	5_P 080/03vrO	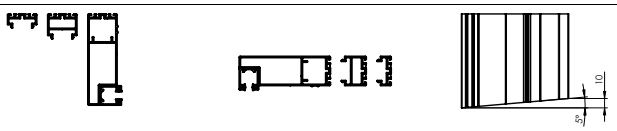
115 mm	P 080/04	5_P 080/04vrO	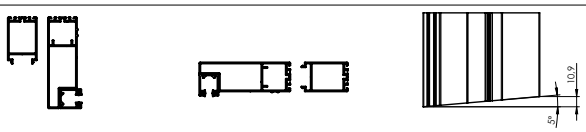
125 mm	P 080/05		
135 mm	P 080/06		
145 mm	P 080/07		
155 mm	P 080/08		
165 mm	P 080/09		
175 mm	P 080/10		
185 mm	P 080/11		
195 mm	P 080/12		
205 mm	P 080/13		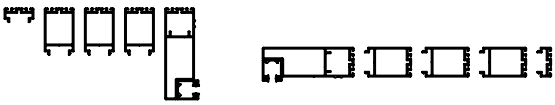

Liste des coulisses assemblées P 081 avec une insertion en aluminium P 018/9 (7-303463-0000)

Dimen-sion	nom commercial	nom commercial	image
76 mm	P 081/00	5_P 081/00vrO	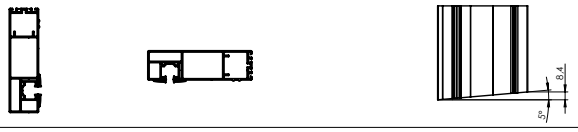
86 mm	P 081/01	5_P 081/01vrO	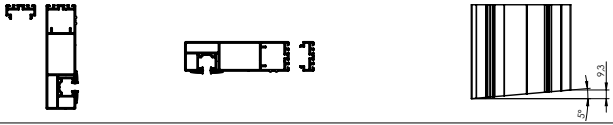
96 mm	P 081/02	5_P 081/02vrO	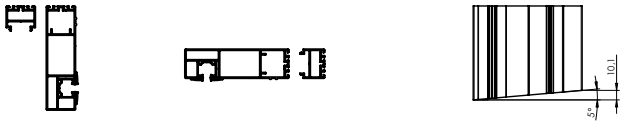
106 mm	P 081/03	5_P 081/03vrO	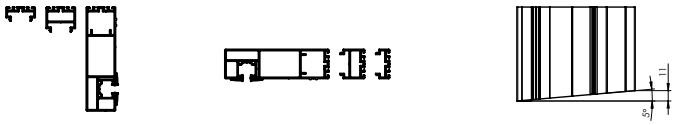
116 mm	P 081/04	5_P 081/04vrO	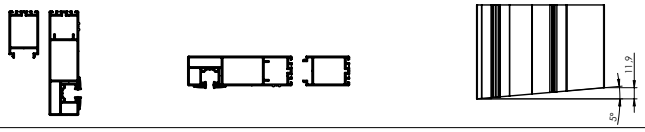
126 mm	P 081/05		
136 mm	P 081/06		
146 mm	P 081/07		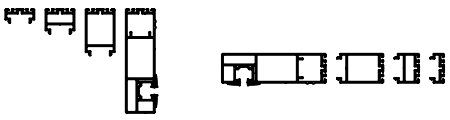
156 mm	P 081/08		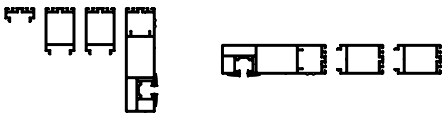
166 mm	P 081/09		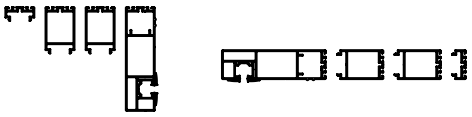
176 mm	P 081/10		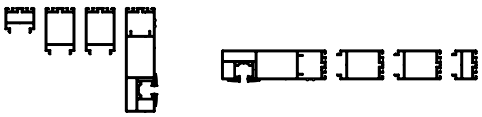
186 mm	P 081/11		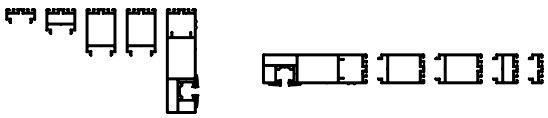
196 mm	P 081/12		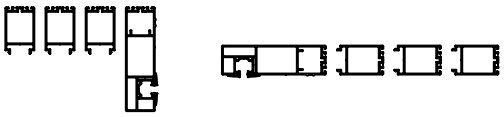
206 mm	P 081/13		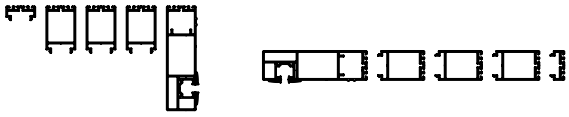

P 020/00vrO
P 020/00vrR

P 080/00vrO
P 080/00vrR

P 081/00vrO
P 081/00vrR

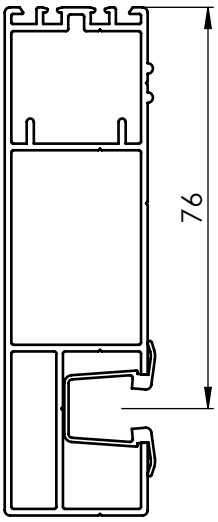

Profilé de base P 020

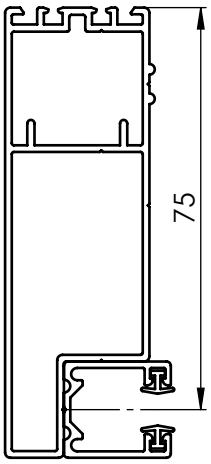

Profilé de base P 080

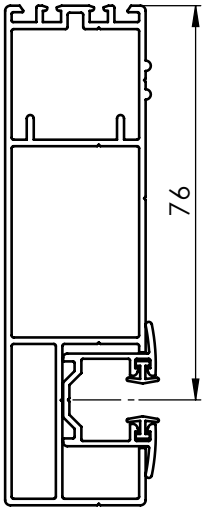

Profilé de base P 081

Élargissement maximal du profilé de base P 020

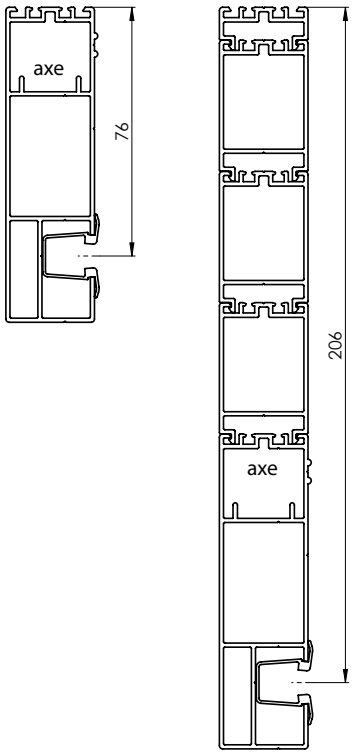

Élargissement maximal du profilé de base P 080

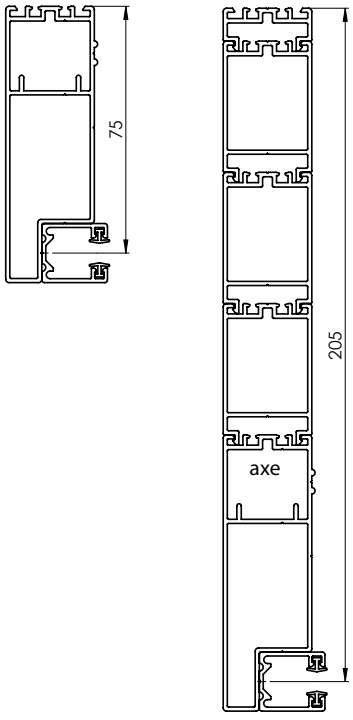

Élargissement maximal du profilé de base P 081

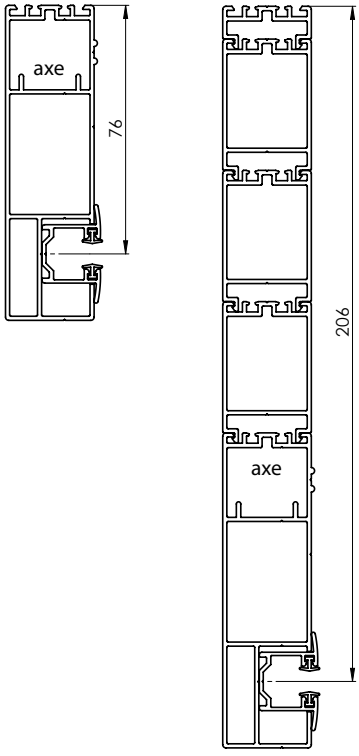

Profilés d'élargissement pour P 020, P 080, P 081

Profilé d'élargissement 10 mm
P 048/10

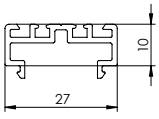

Profilé d'élargissement 20 mm
P 048/20

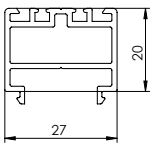

Profilé d'élargissement 40 mm
P 048/40

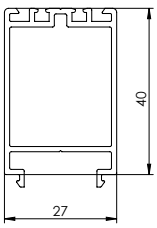

COULISSES ASSEMBLÉES-P020
La dimension la plus petite des coulisses assemblées P-020 au niveau du centre de l'axe d'une lame est de 76 mm (donc, il faut juste monter la coulisse cachée – voir image)

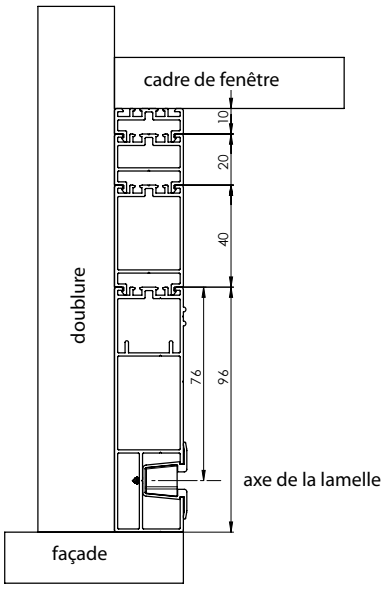

COULISSES ASSEMBLÉES-P080
La dimension la plus petite des coulisses assemblées P-080 au niveau du centre de l'axe d'une lame est de 75 mm (donc, il faut juste monter la coulisse cachée – voir image). Il n'est pas possible de cacher la coulisse dans une butée !

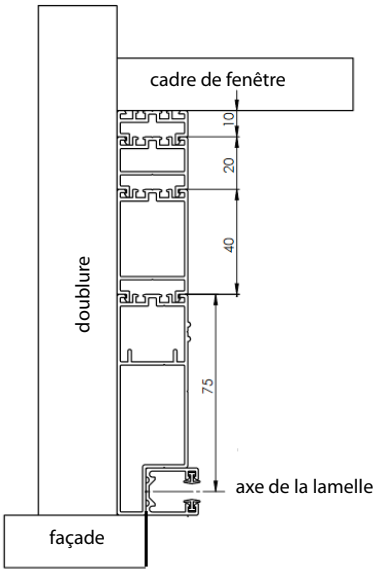

COULISSES ASSEMBLÉES-P081
La dimension la plus petite des coulisses assemblées P-081 au niveau du centre de l'axe d'une lame est de 76 mm (donc, il faut juste monter la coulisse cachée – voir image)

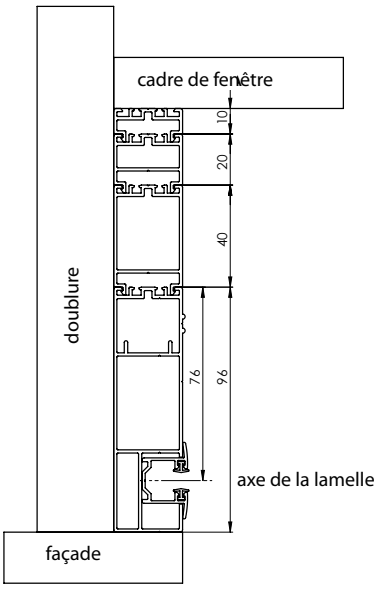

Profilés d'ajustement pour la coulisse P 020 et P 081
Profilé d'ajustement VIVA divisé P 181 (3-04134-0000)
- pour le box apparent

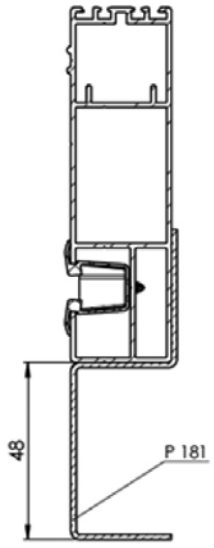

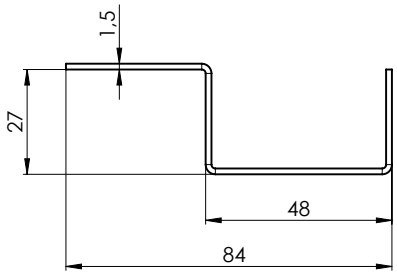



Profilé d'ajustement VIVA divisé P 181/00 (3-04134-0000)

- pour le box avec une préparation pour le polystyrène

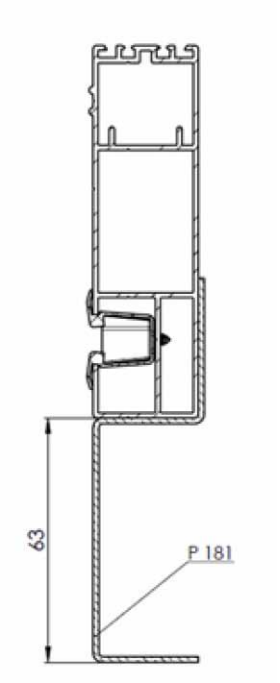

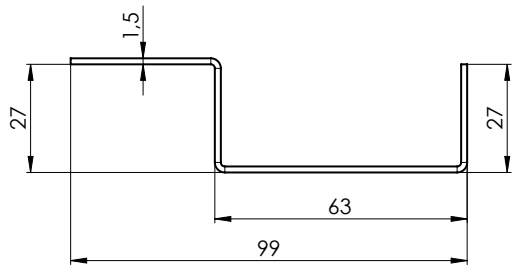



Coupe coulisse

Coupe coulisse P 080

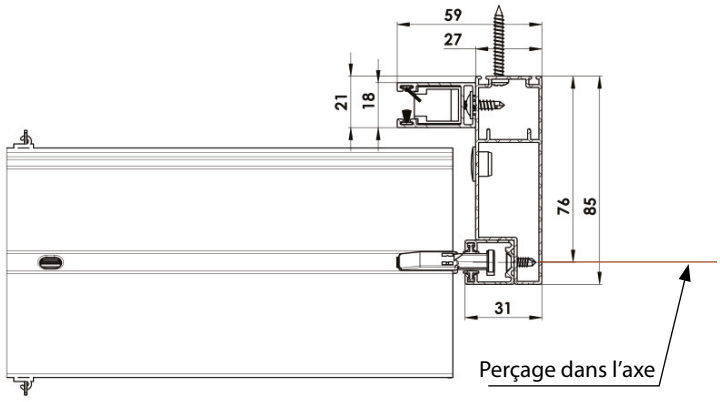

Coupe coulisse assemblée

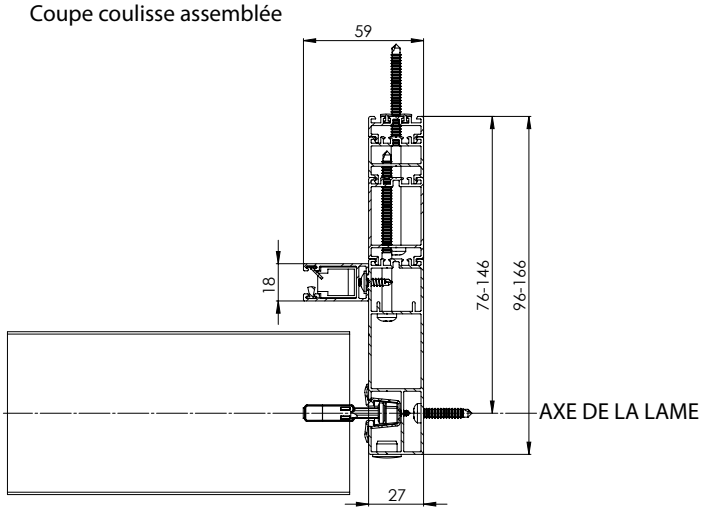

Coupe détail moustiquaire

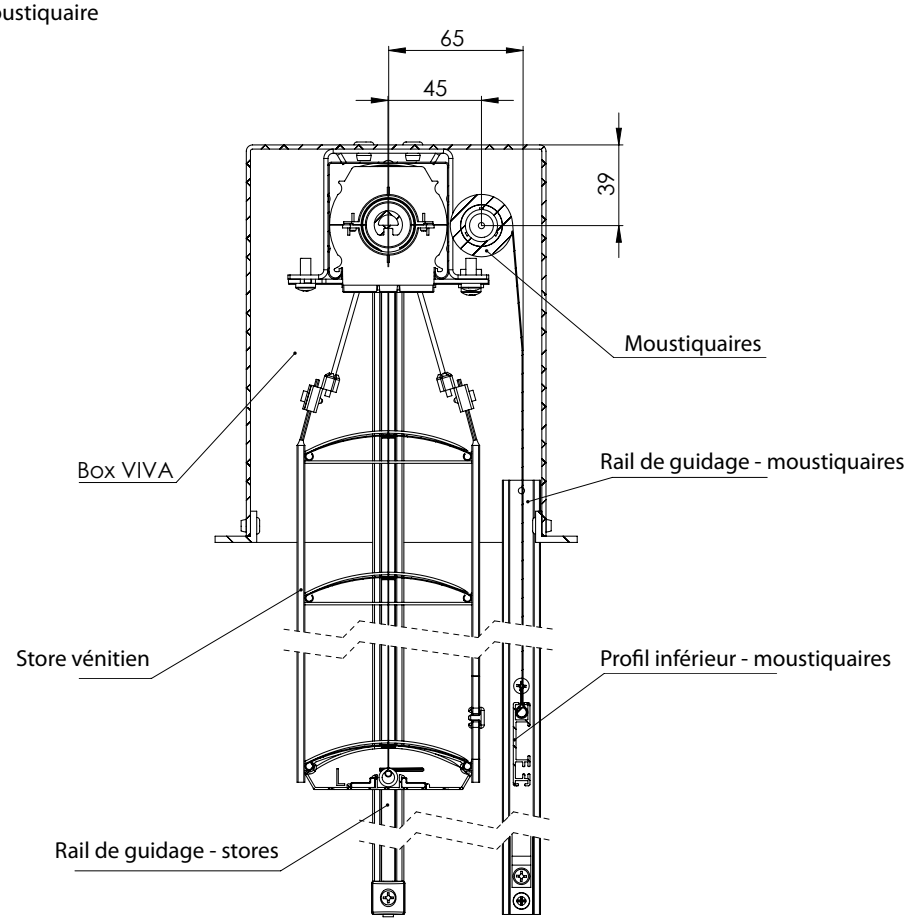

Emplacement du moteur

Viva

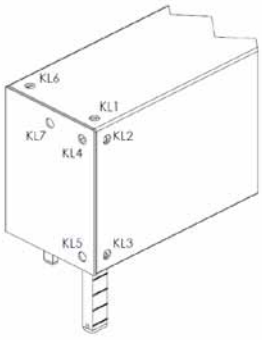

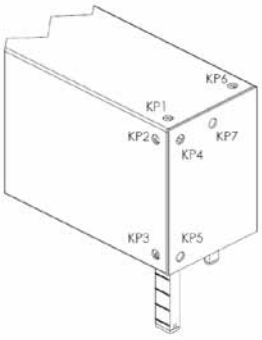

Moteur – sortie câble

Viva avec moustiquaire

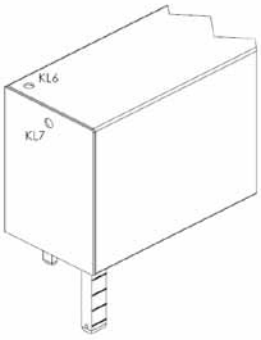

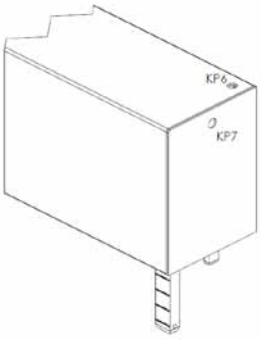

Moteur – sortie câble

La longueur du câble est de 4000 mm.

Attention : Pour les moteurs ELERO AKKU NOTRAFF 10 Nm, ELERO NOTRAFF 4Nm et ELERO AKKU SOLAR 4 Nm, un trou pour le câble n'est pas percé dans le box.

Store autoportant VIVA – pré-perçage des coulisses

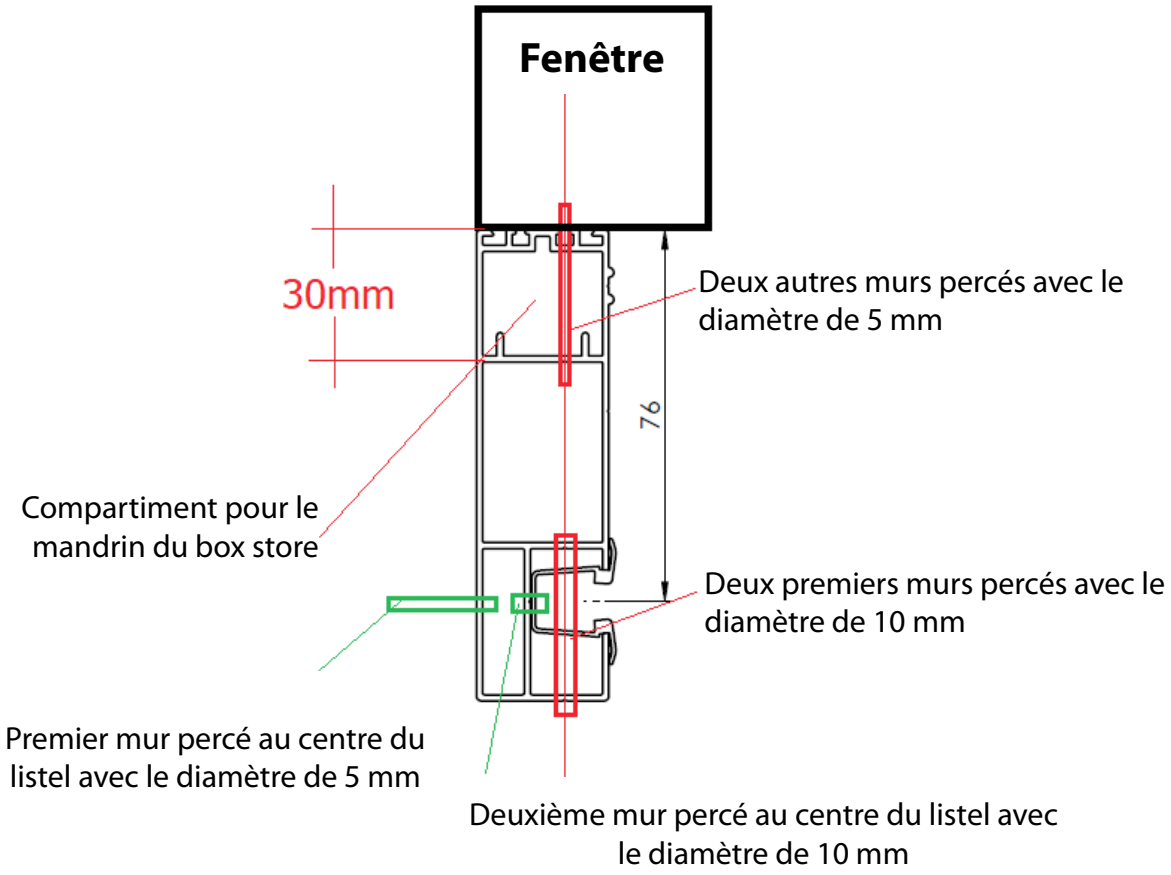

Gamme hauteur maximale 2,5m	
x-900 = 100; do 500 ; 100	2 trous (chacun 100 mm depuis le bord)
901 – 1200 = 100 ; 2x do 500 ; 100	3 trous (par exemple hauteur 750 mm = trou no 1 100 mm depuis le bord, trou no 2 375 mm depuis le bord, trou no 3 650 mm depuis le bord)
1201 – 1700 = 100 ; 3x do 500 ; 100	4 trous (par exemple hauteur 1500 mm = trou no 1 100 mm depuis le bord, trou no 2 533 mm depuis le bord, trou no 3 966 mm depuis le bord, trou no 4 1400 mm depuis le bord)
1701 – 2200 = 100 ; 4x do 500 ; 100	5 trous (par exemple hauteur 1900 mm = trou no 1 100 mm depuis le bord, trou no 2 525 mm depuis le bord, trou no 3 950 mm depuis le bord, trou no 4 1375mm depuis le bord, trou no 5 1800 mm depuis le bord)
2200 – 2500 = 100 ; 4x500 – 575 ; 100 – on accepte la dimension plus importante	5 trous (par exemple hauteur 2400 mm = trou no 1 100 mm depuis le bord, trou no 2 650 mm depuis le bord, trou no 3 1200 mm depuis le bord, trou no 4 1750 mm depuis le bord, trou no 5 2300 mm depuis le bord)

BRAVO
Spécifications de base du produit

Montage sur la façade, sur l'embrasure

Adapté à tous les types de stores extérieurs avec un profilé supérieur 56x58 mm, Fe.
Store avec des coulisses autoportantes et la possibilité de la moustiquaire intégrée.
Le profilé supérieur du store, y compris un paquet de lames, est placé dans un box déjà complété, en réalisation arrondie.
Au niveau des côtés du box, il y a des cloisons latérales pour raccorder les coulisses.
Réalisation standard toujours avec un ruban textile de 8 mm.
Réalisation uniquement avec la coulisse inférieure perpendiculaire.

Adapté à la manœuvre par moteur, le moteur est placé toujours au centre-

Composants nécessaires :
- box, hauteur standard du box : 210 mm
- coulisses autoportantes
-
- **réalisation avec un profilé supérieur Fe 56x58 mm**

Dimensions standard du store :

store BRAVO	Largeur (mm)		Hauteur (mm)		Surface garantie (m²)
	min.	max.	min.	max.	max.
sans moustiquaire	600	3500	500	4000	10,5
avec moustiquaire	720	1800	500	2500	3

Si on utilise cette réalisation, on économise 40 mm de la hauteur du box (hauteur du lambrequin) par rapport à la réalisation standard.

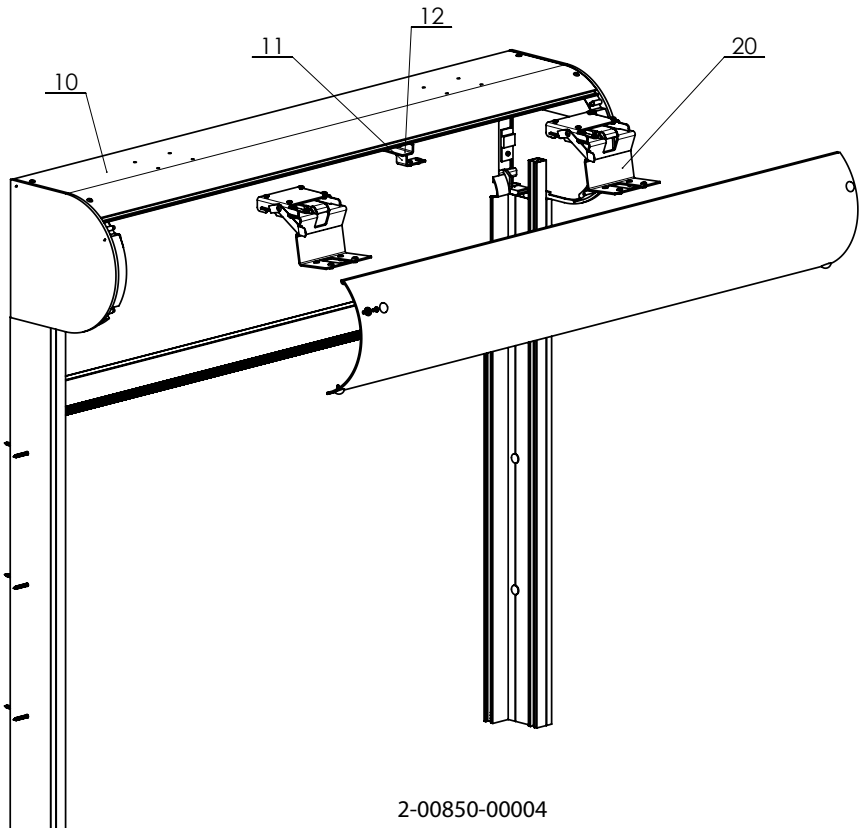

2-00850-00004

Hauteur max. du store pour le box 210 mm

Type de store	Hauteur du store en mm
Cetta 60 Flexi	1900
Cetta 65	1900
Cetta 80	2200
Cetta 80 Flexi	3000
Cetta 80 Slim	2600
Cetta 100 Flexi	3000
Setta 65	1900
Setta 90	2700
Zetta 70	2100
Zetta 90	2500

Ensemble de box

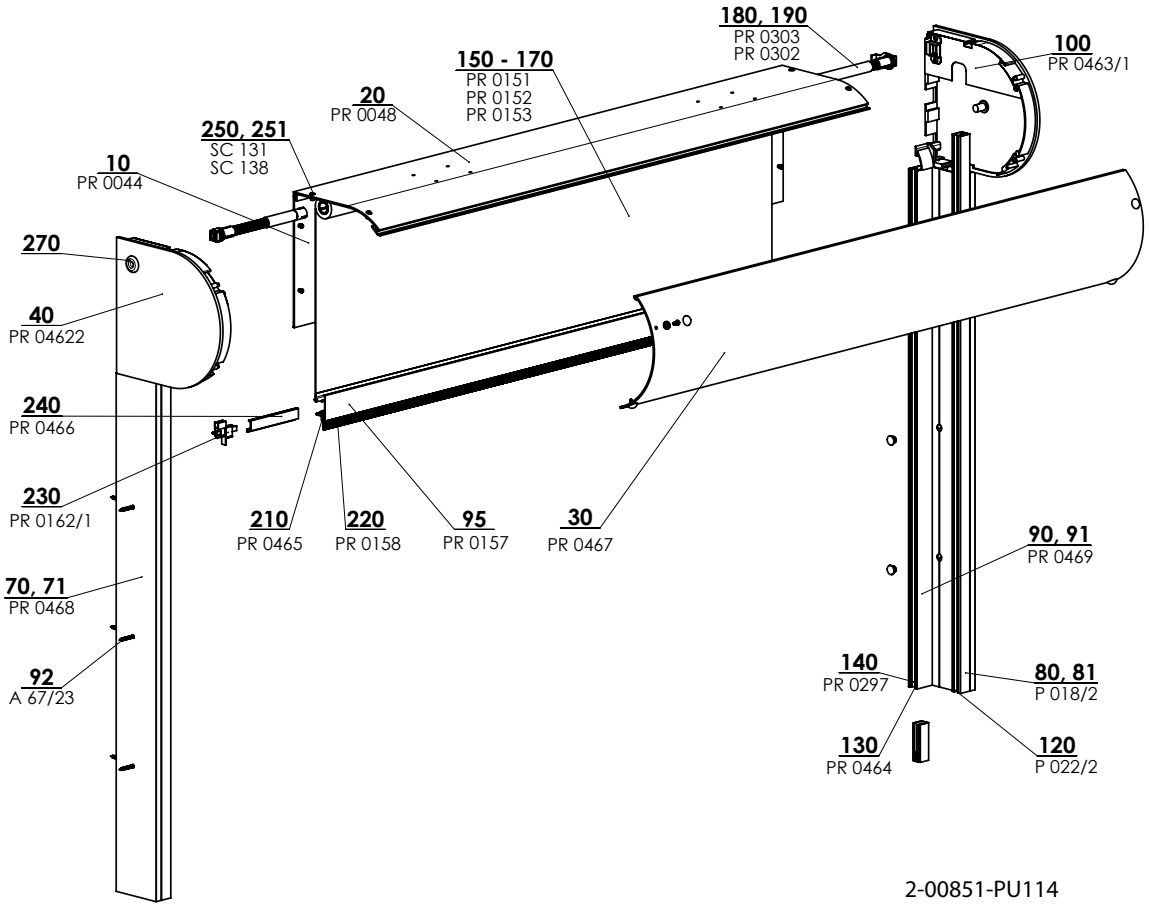

Coupe box

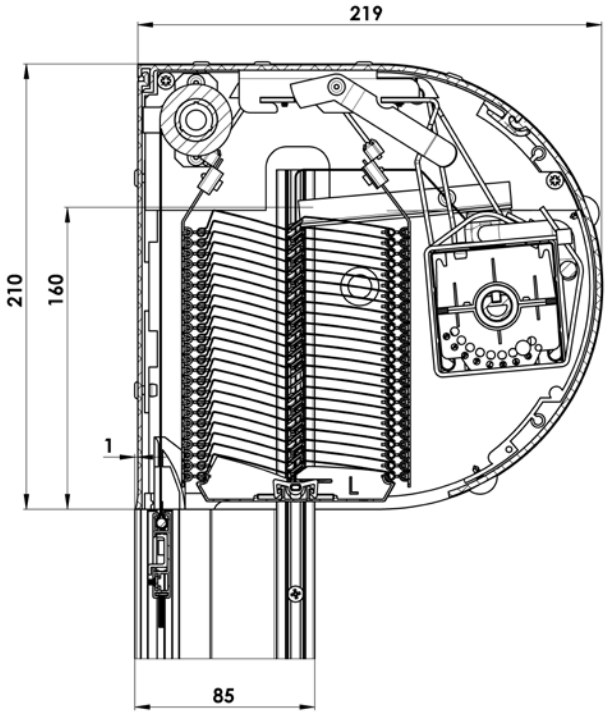

Support du profilé supérieur

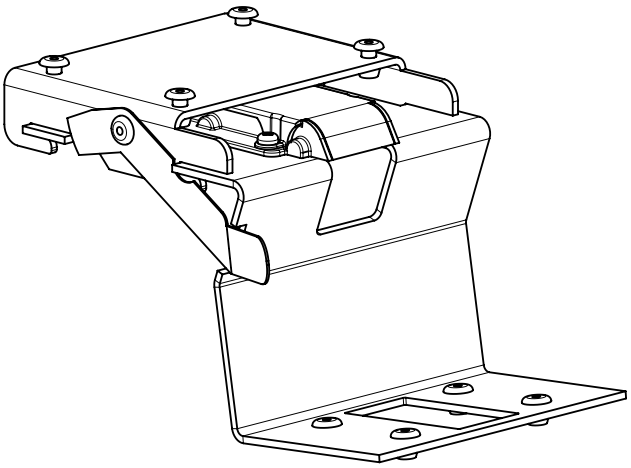

Coupe coulisse P 080

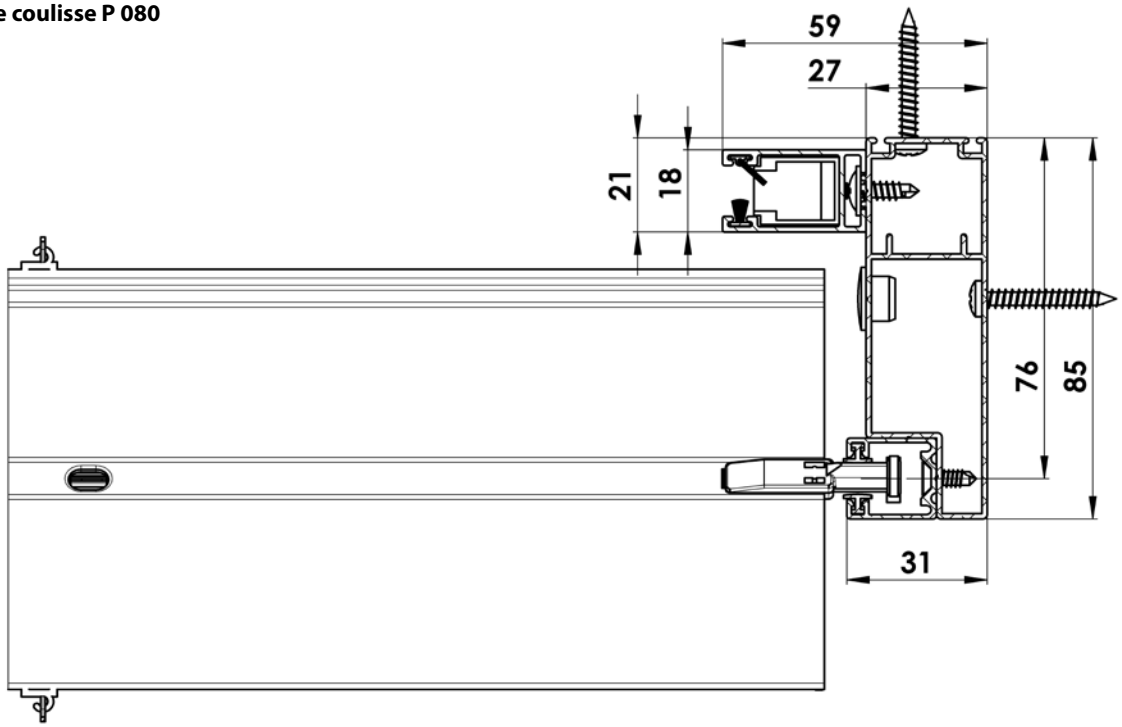

ISOTRA a.s.

Bílovecká 2411/1, 746 01 Opava

Tél.: **+420 553 685 111**
E-mail: isotra@isotra.cz

www.storesisotra.fr

Edition: 11/2026

ISOTRA Partner

... protège votre vie privée.